

Subject Information

Name: [REDACTED]

Subject ID: ICA427Dev2

Date of Birth:

Age: 55.00

Gender: f

Handedness: r

EEG ID: ICA427Dev2

Date of Test: 04/27/2011

Time of Test: 11:55:46

Technician:

Eyes Condition: Eyes Closed

Doctor:

Medication:

Comments: Device 2 test

Technical Information

Record Length: 06:40

Edit Length: 05:49

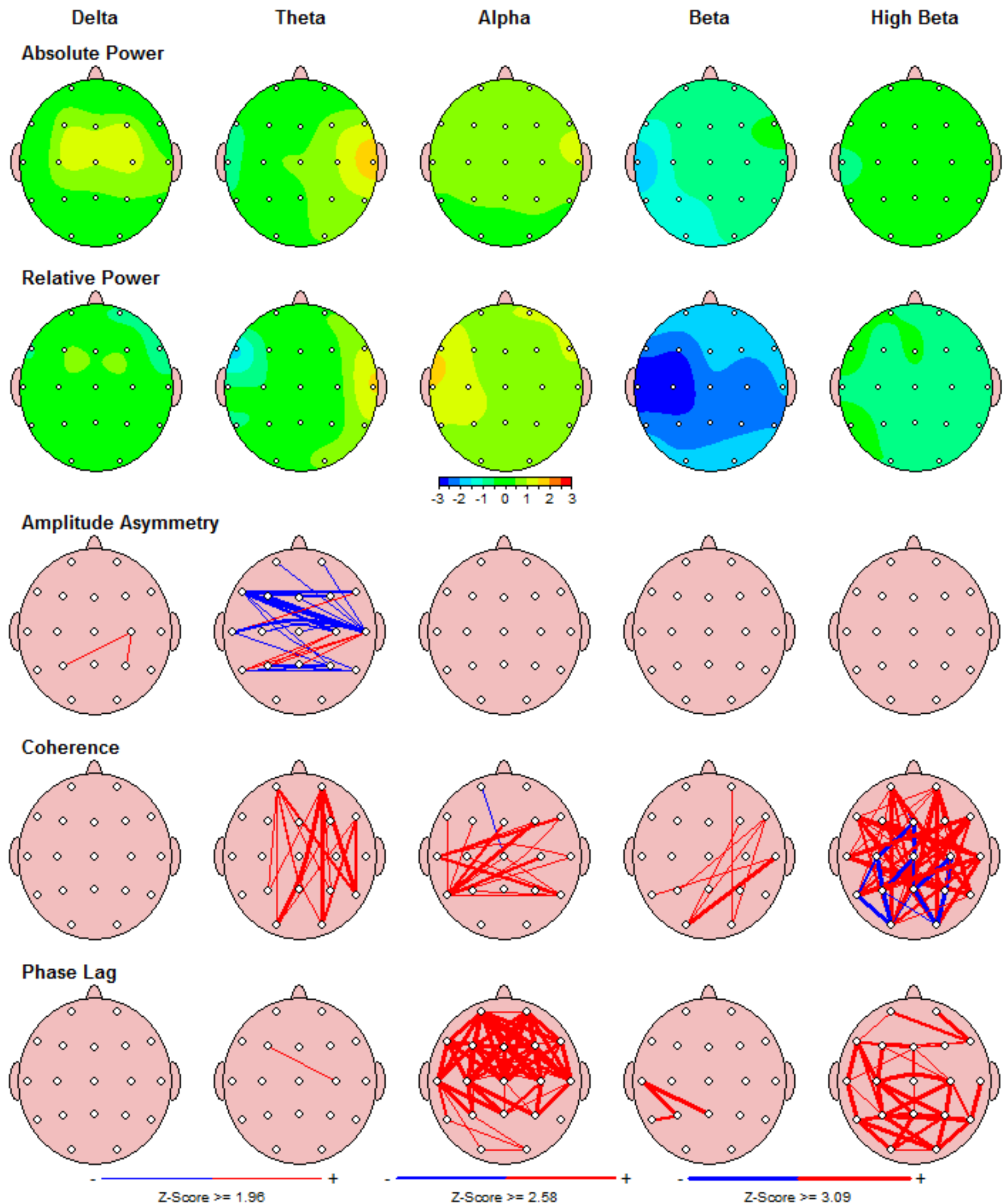
Reliability:

	Split Half	Test Retest
Average	0.97	0.94
FP1	1.00	0.98
FP2	0.99	0.98
F7	0.99	0.99
F3	0.97	0.97
Fz	0.97	0.96
F4	0.97	0.95
F8	0.98	0.94
T3	0.97	0.98
C3	0.95	0.96
Cz	0.96	0.95
C4	0.96	0.91
T4	1.00	0.86
T5	0.96	0.96
P3	0.95	0.91
Pz	0.95	0.90
P4	0.96	0.88
T6	0.98	0.89
O1	0.97	0.91
O2	0.98	0.91

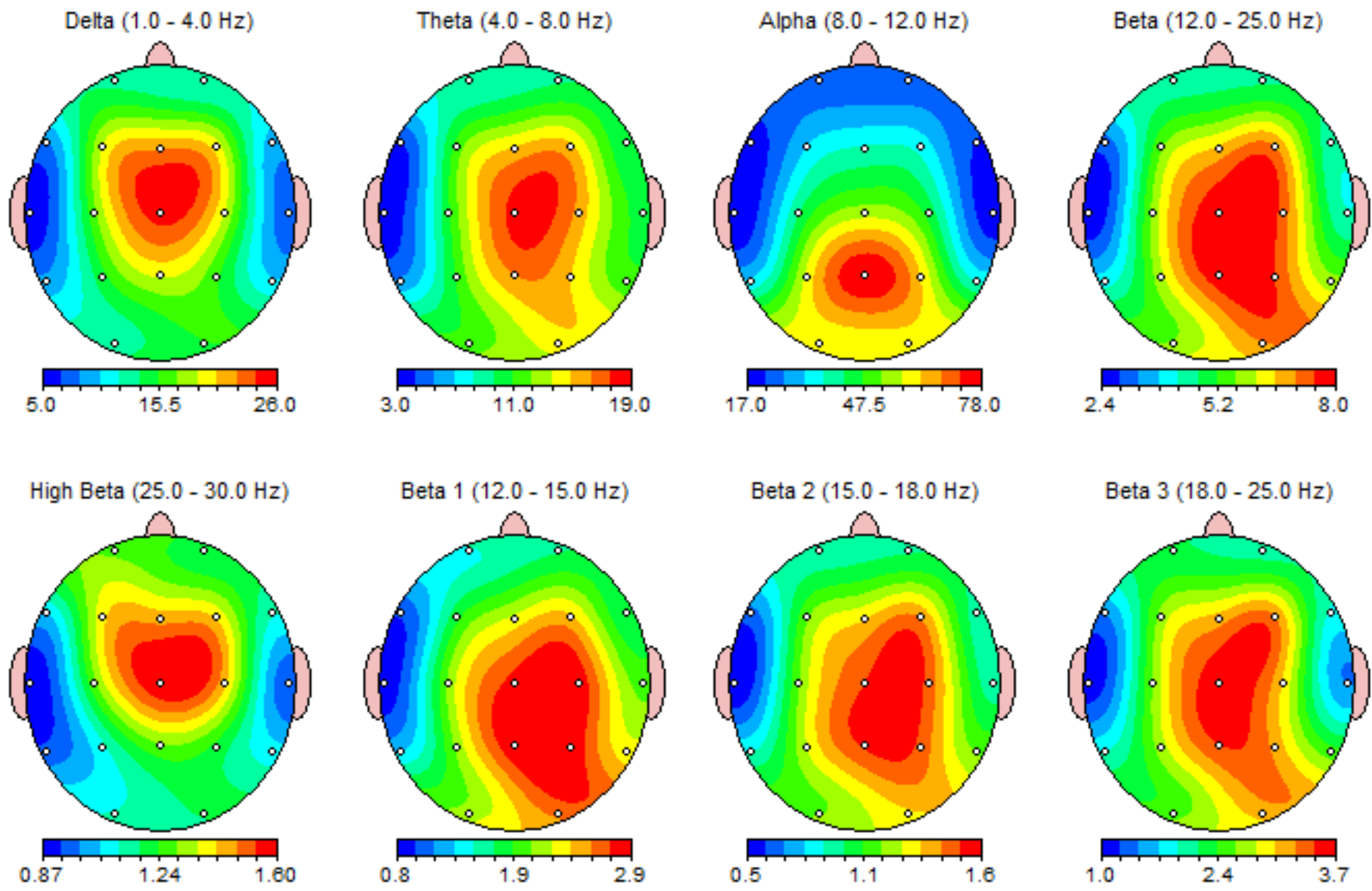
Sampling Rate: 250

Collection Hardware: Mitsar

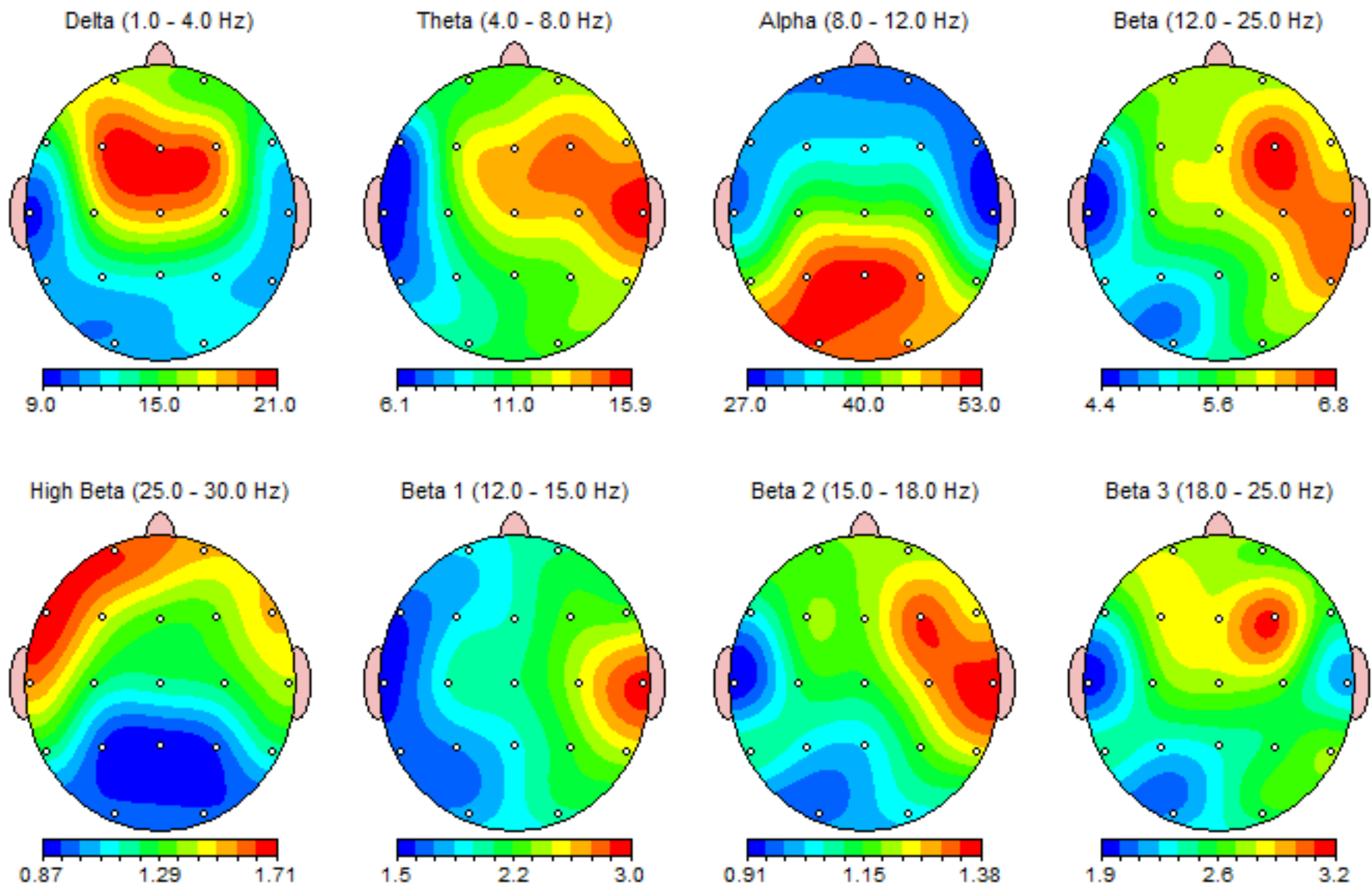
Z Scored FFT Summary Information



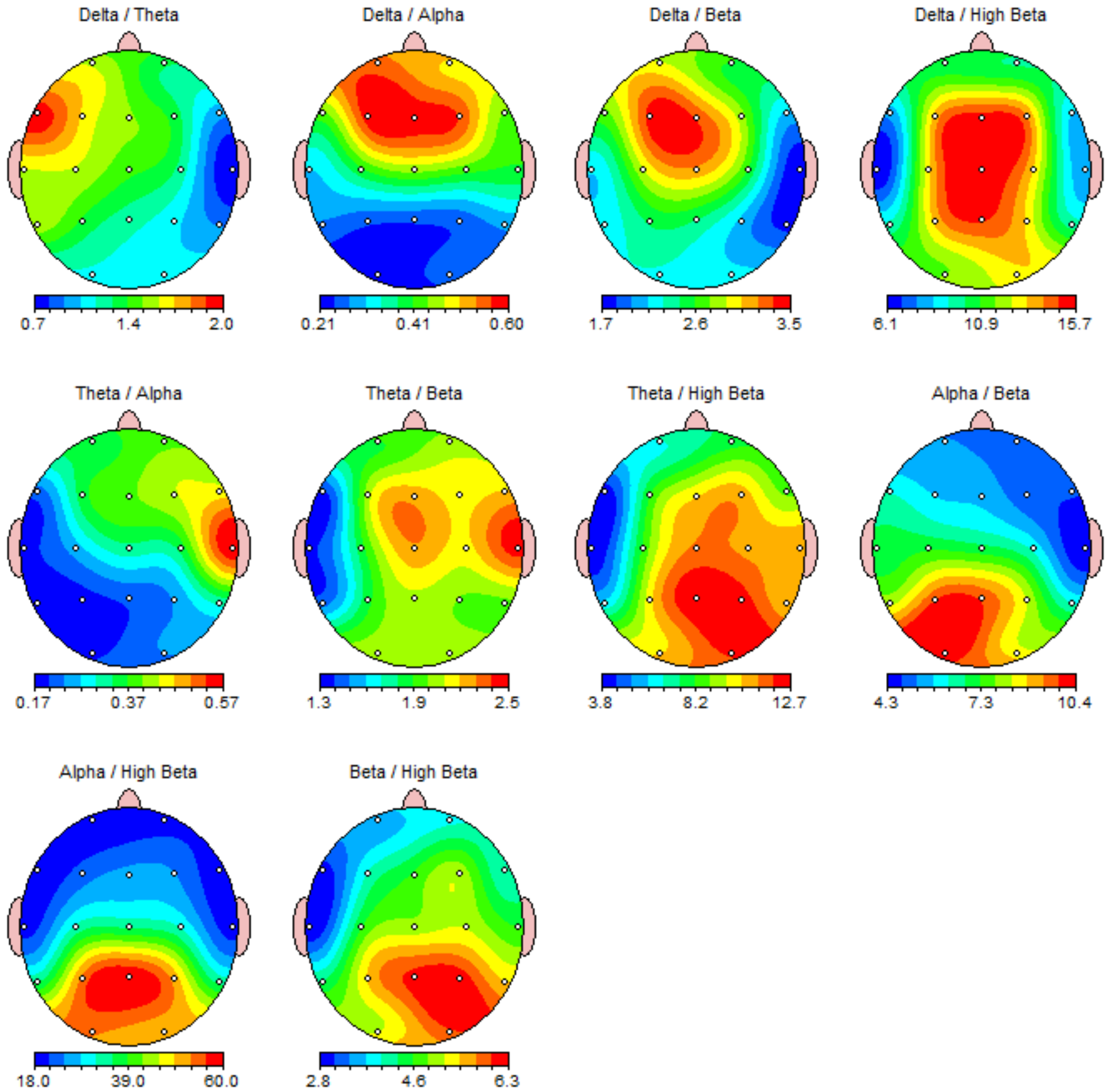
FFT Absolute Power (uV Sq)



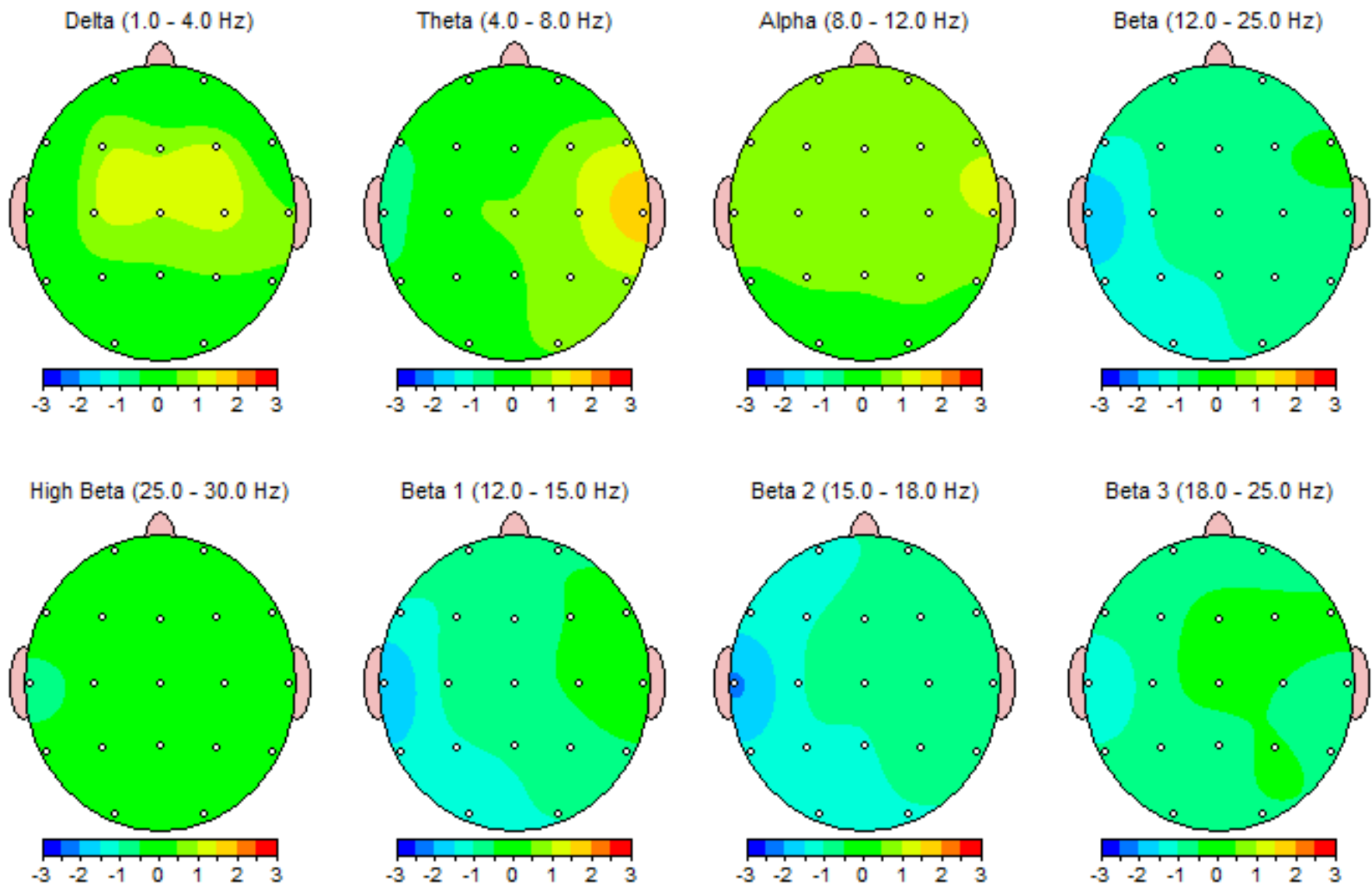
FFT Relative Power (%)



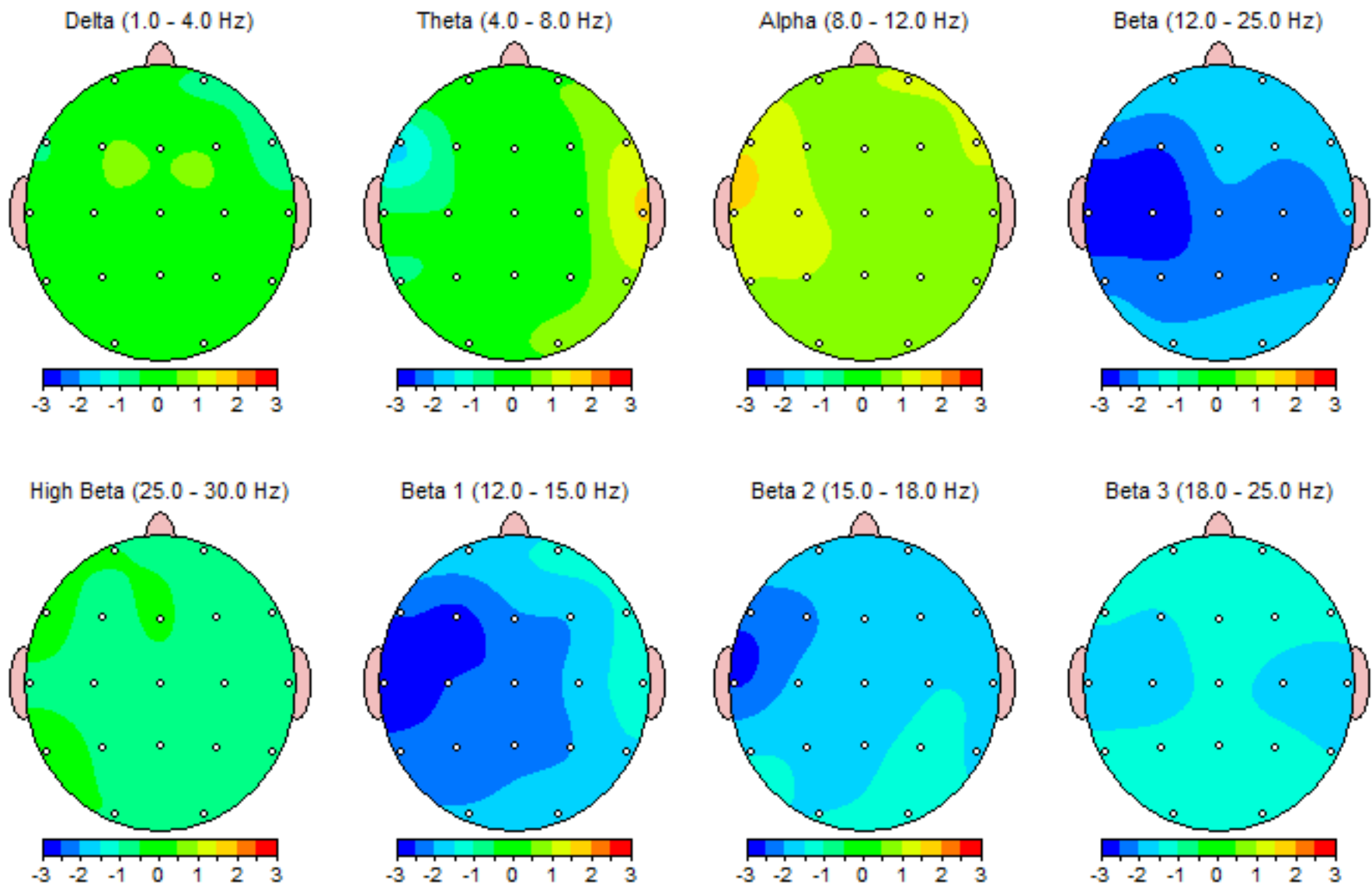
FFT Power Ratio



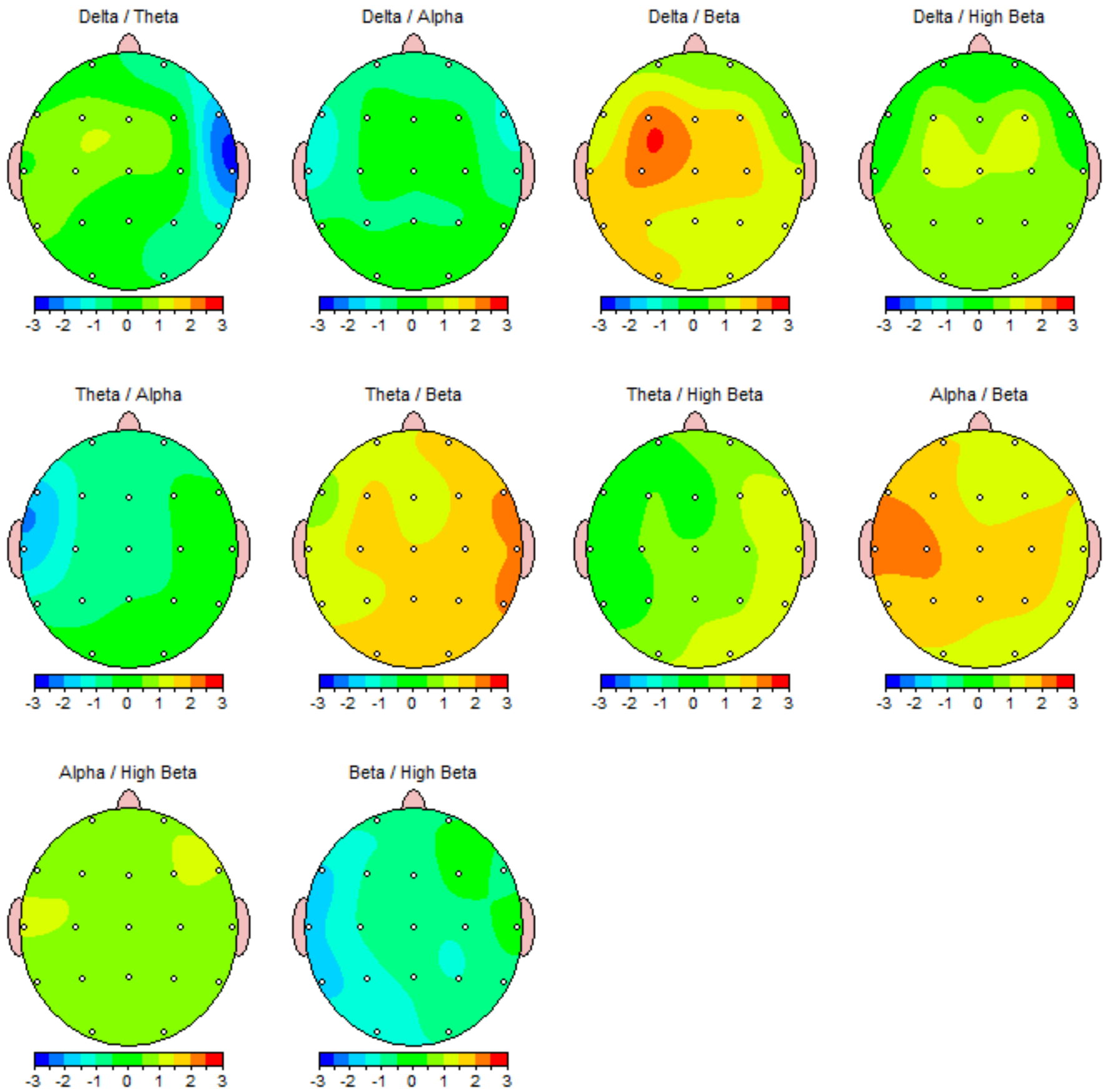
Z Scored FFT Absolute Power



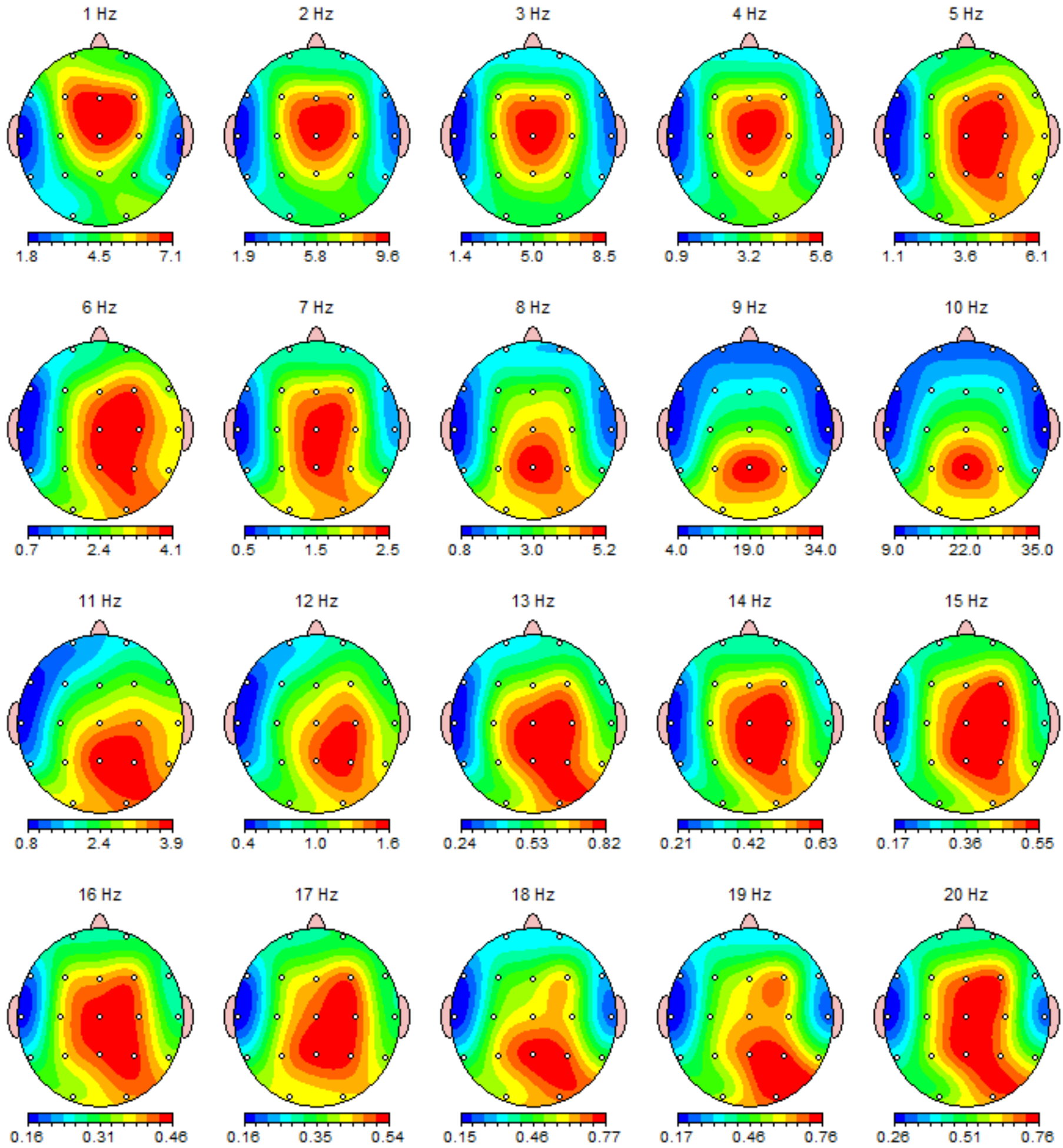
Z Scored FFT Relative Power



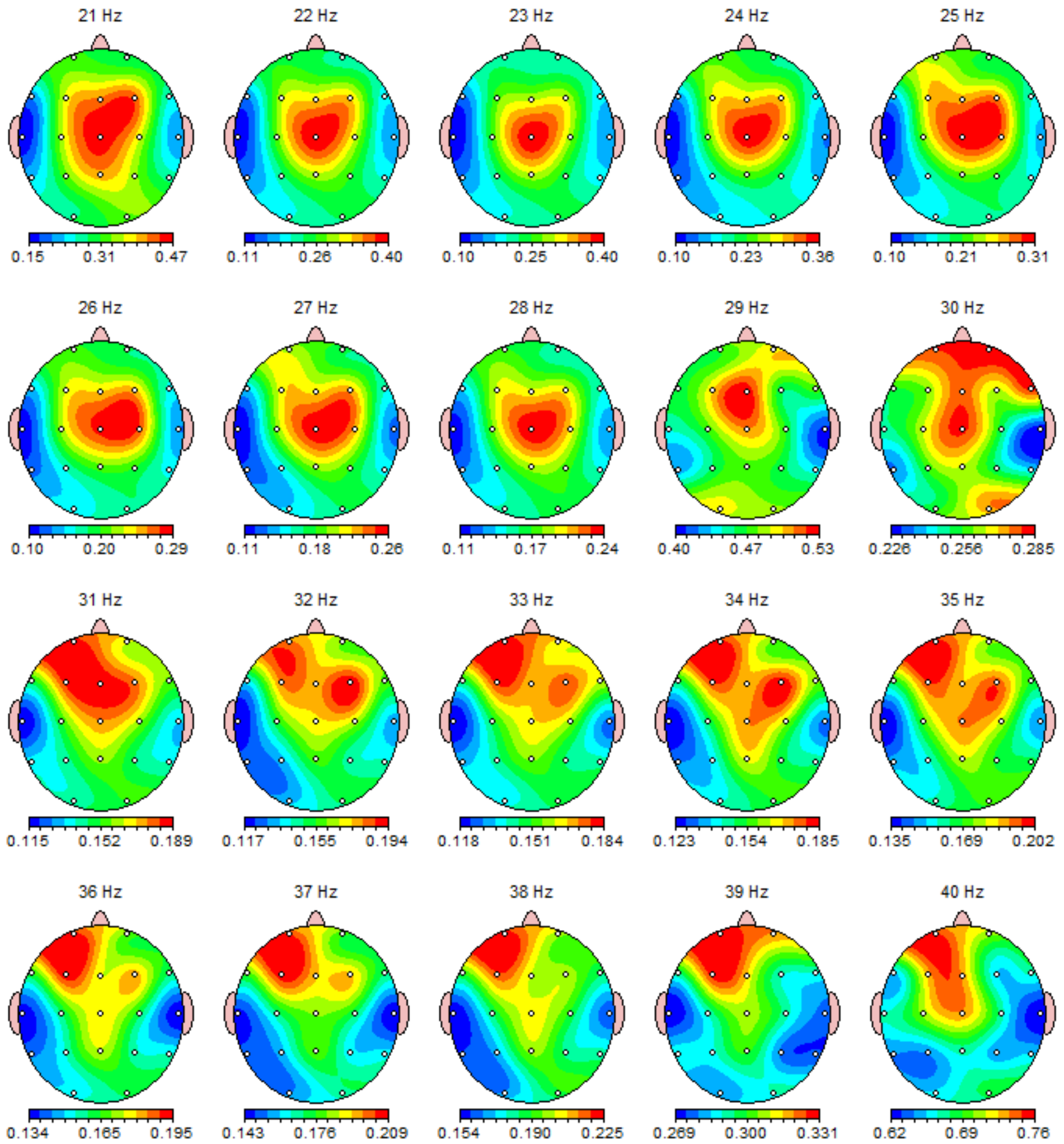
Z Scored FFT Power Ratio



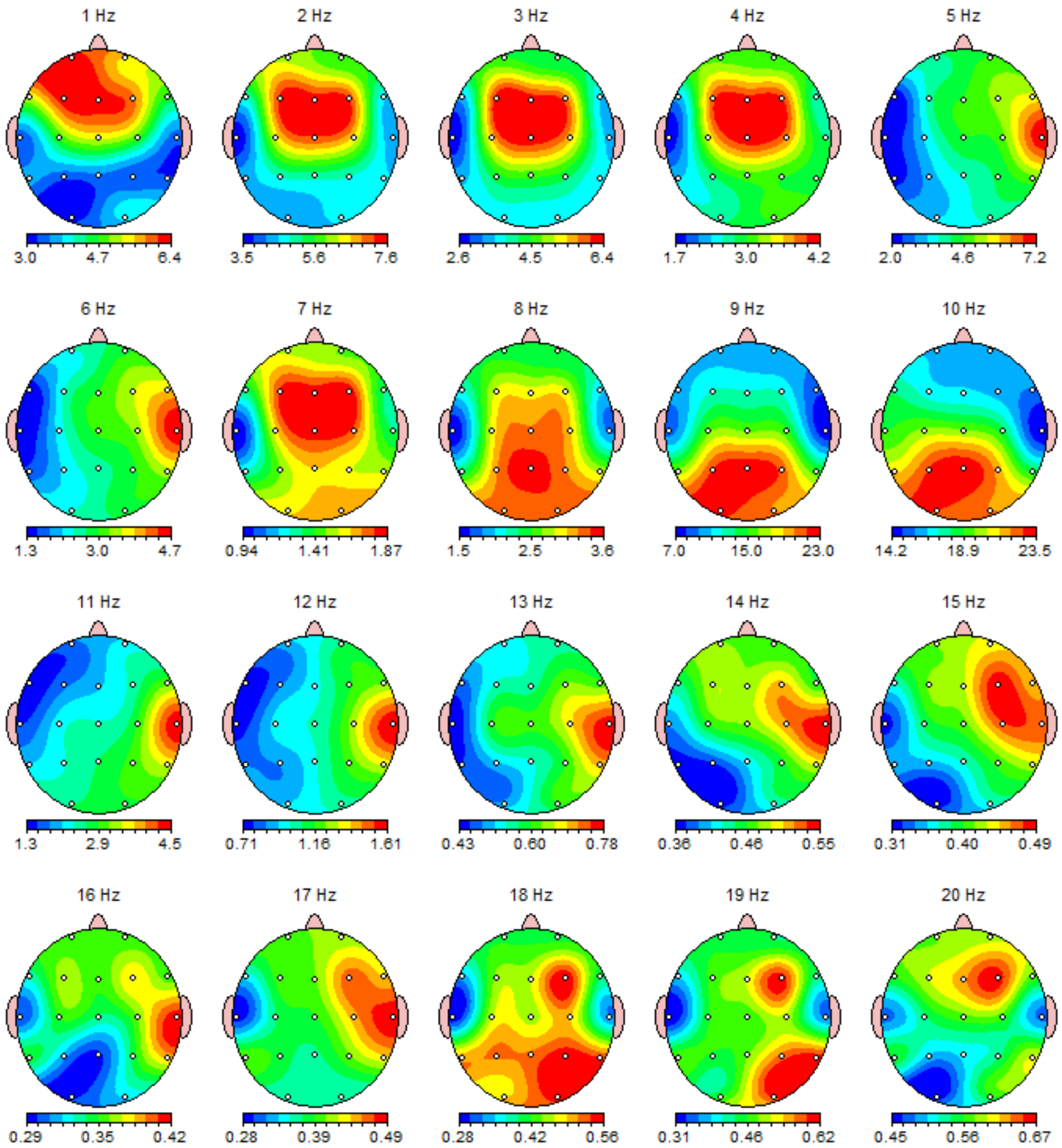
FFT Absolute Power (uV Sq)



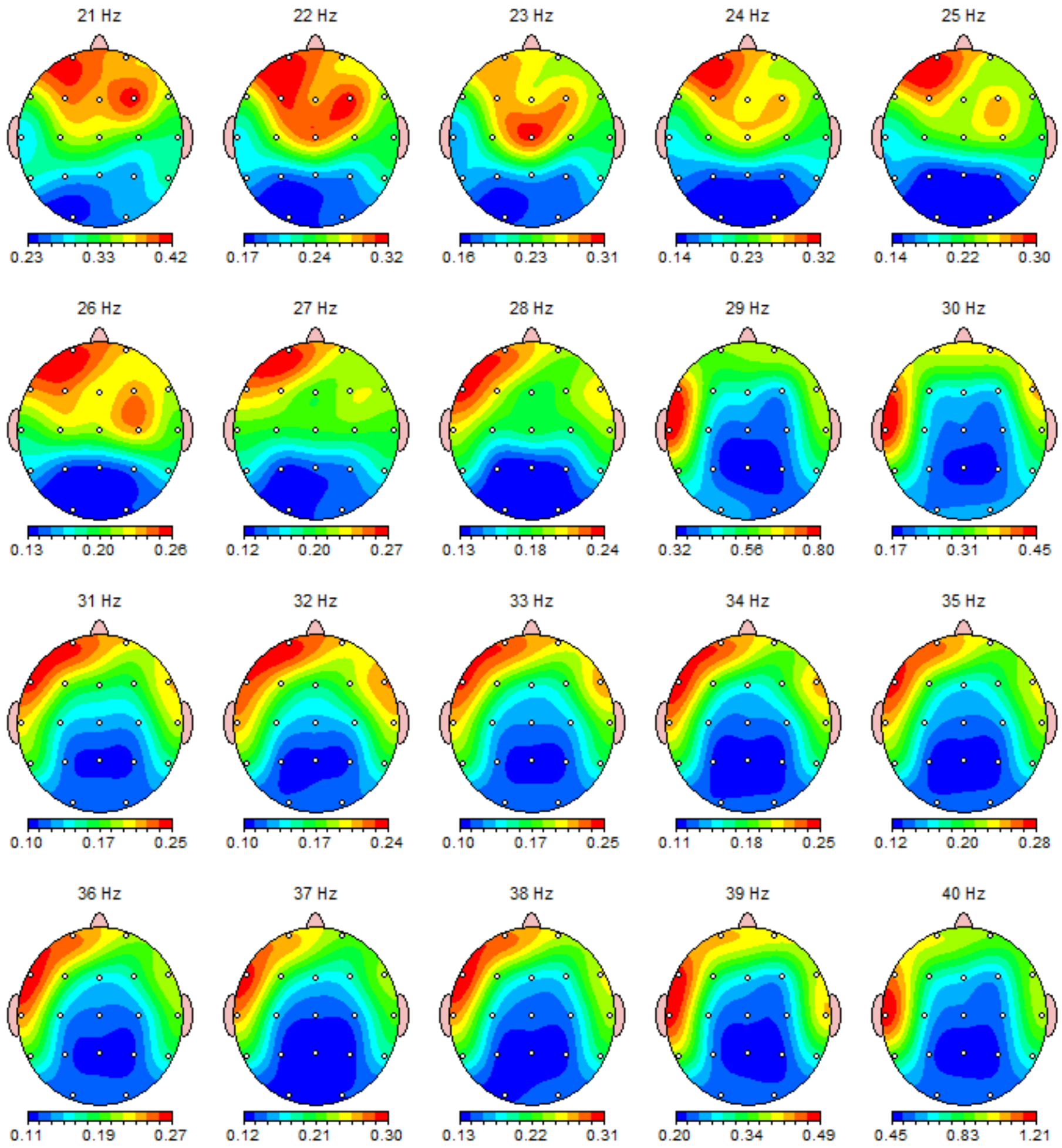
FFT Absolute Power (uV Sq)



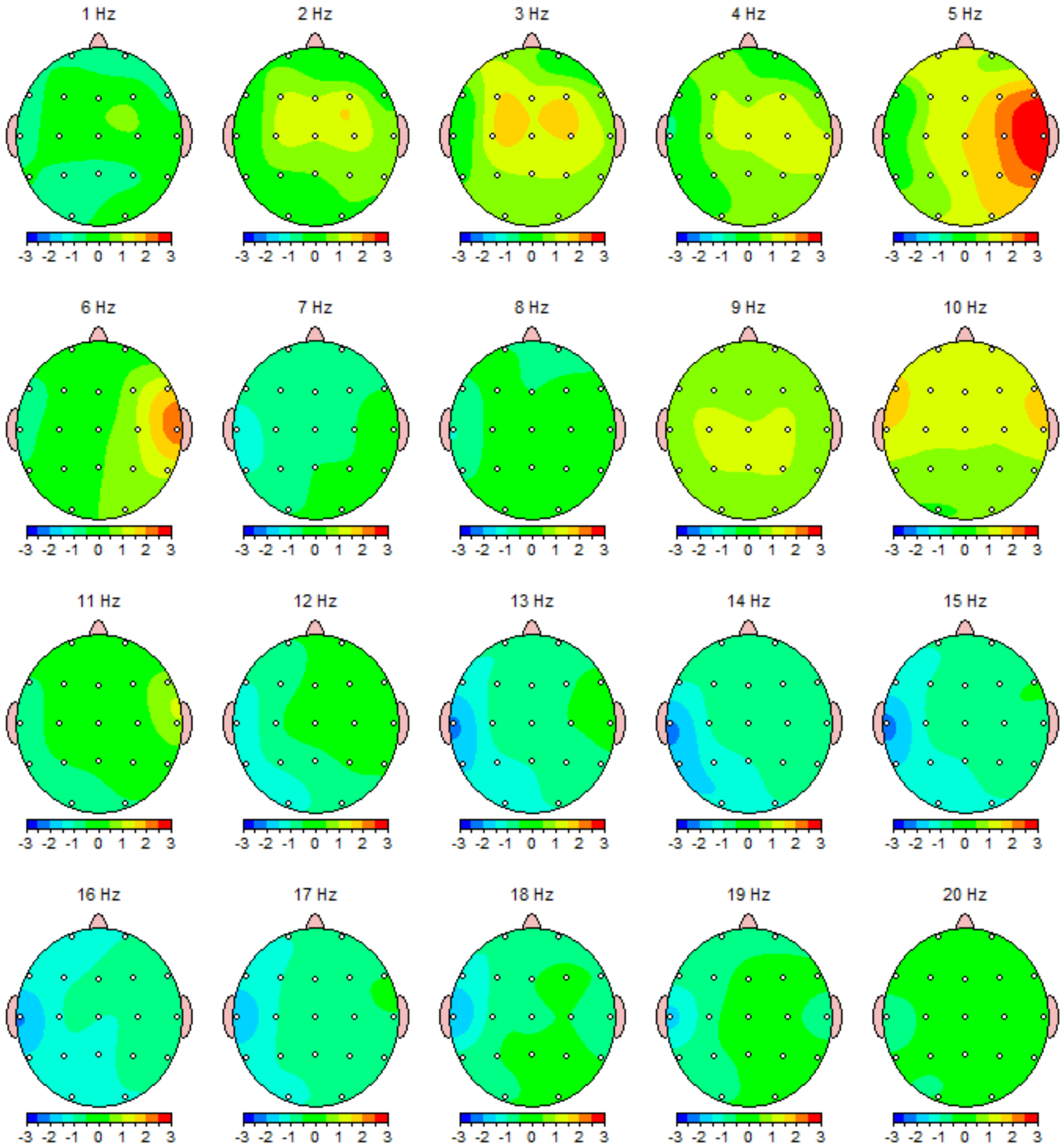
FFT Relative Power (%)



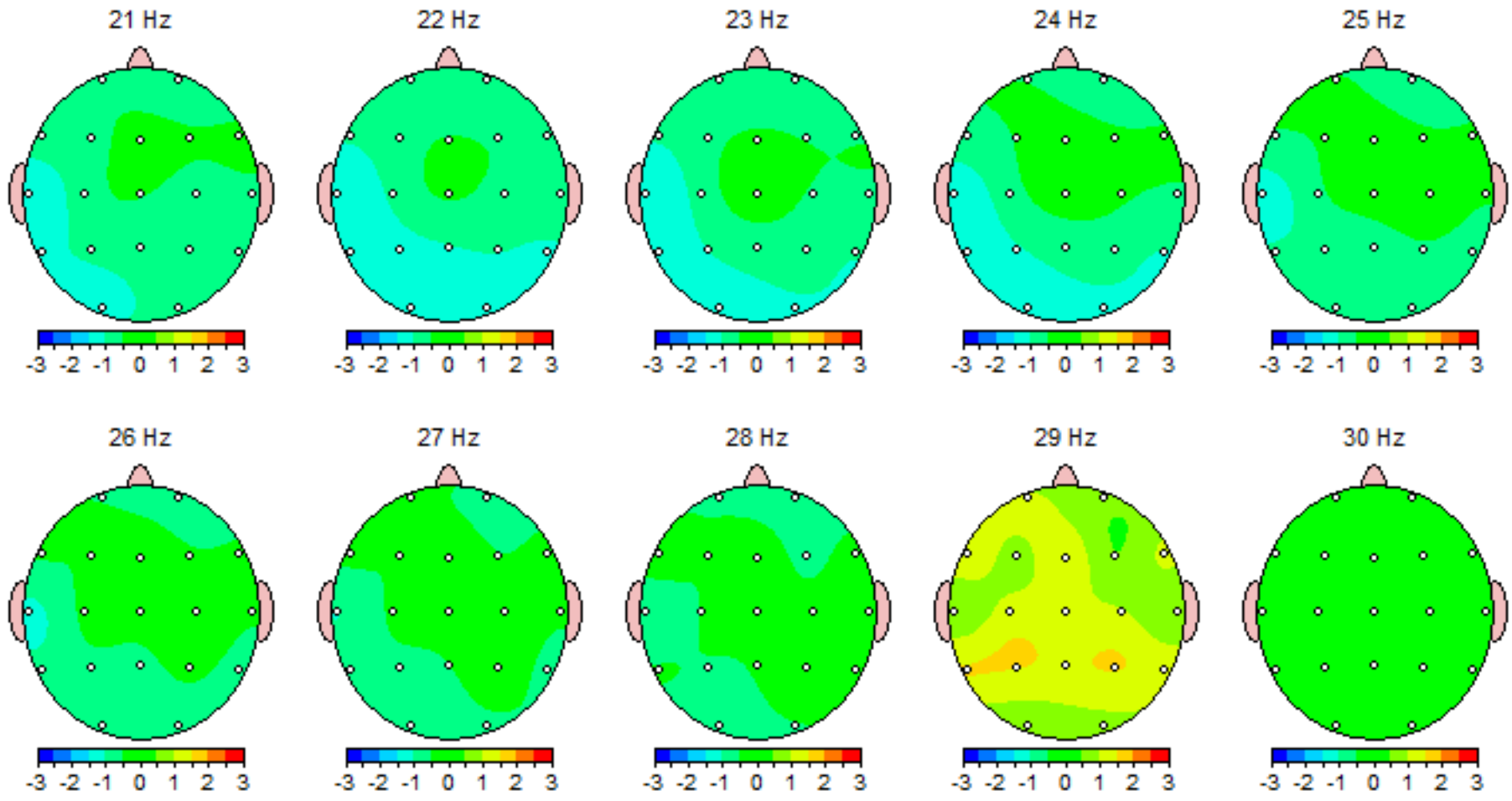
FFT Relative Power (%)



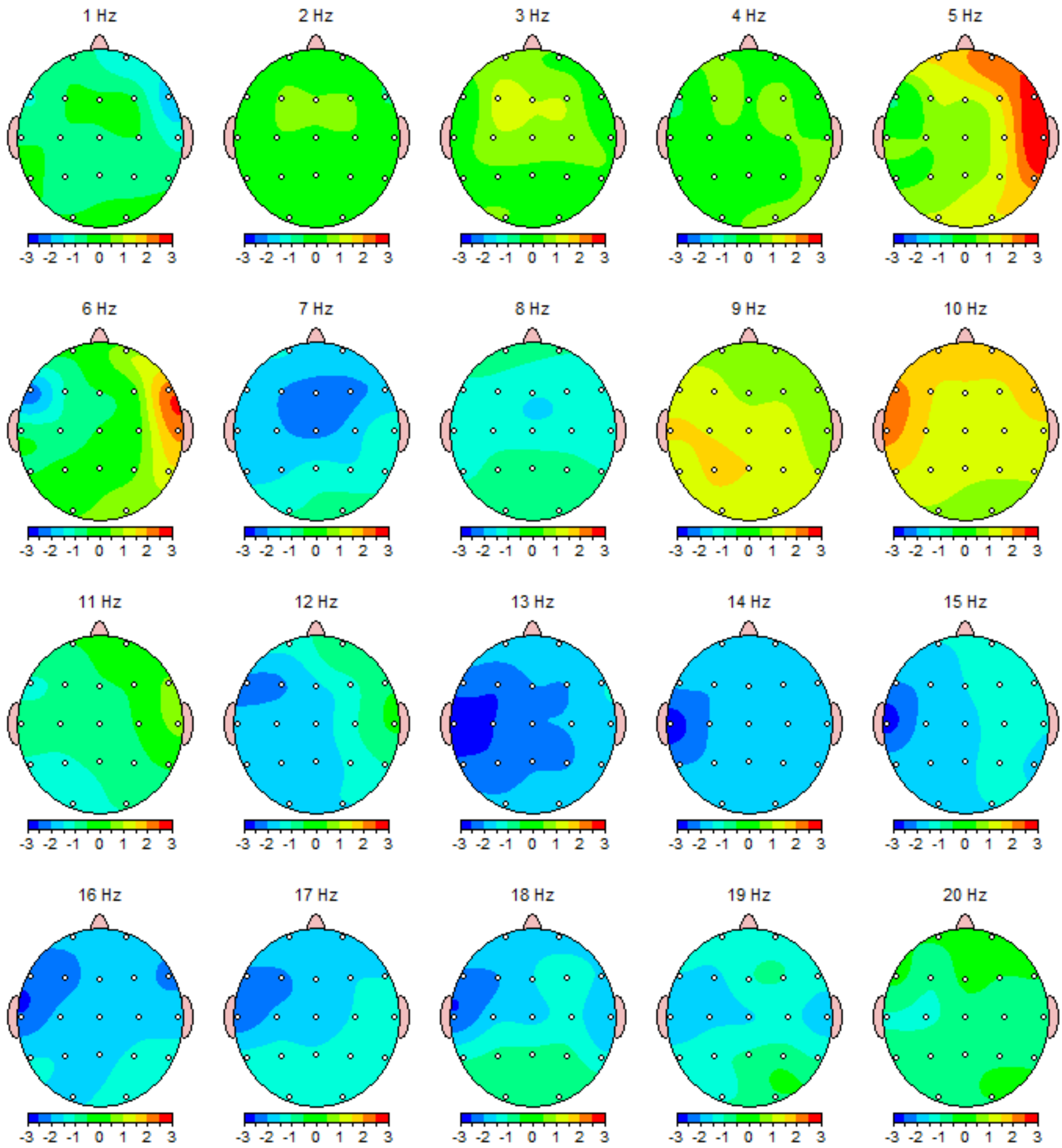
Z Scored FFT Absolute Power



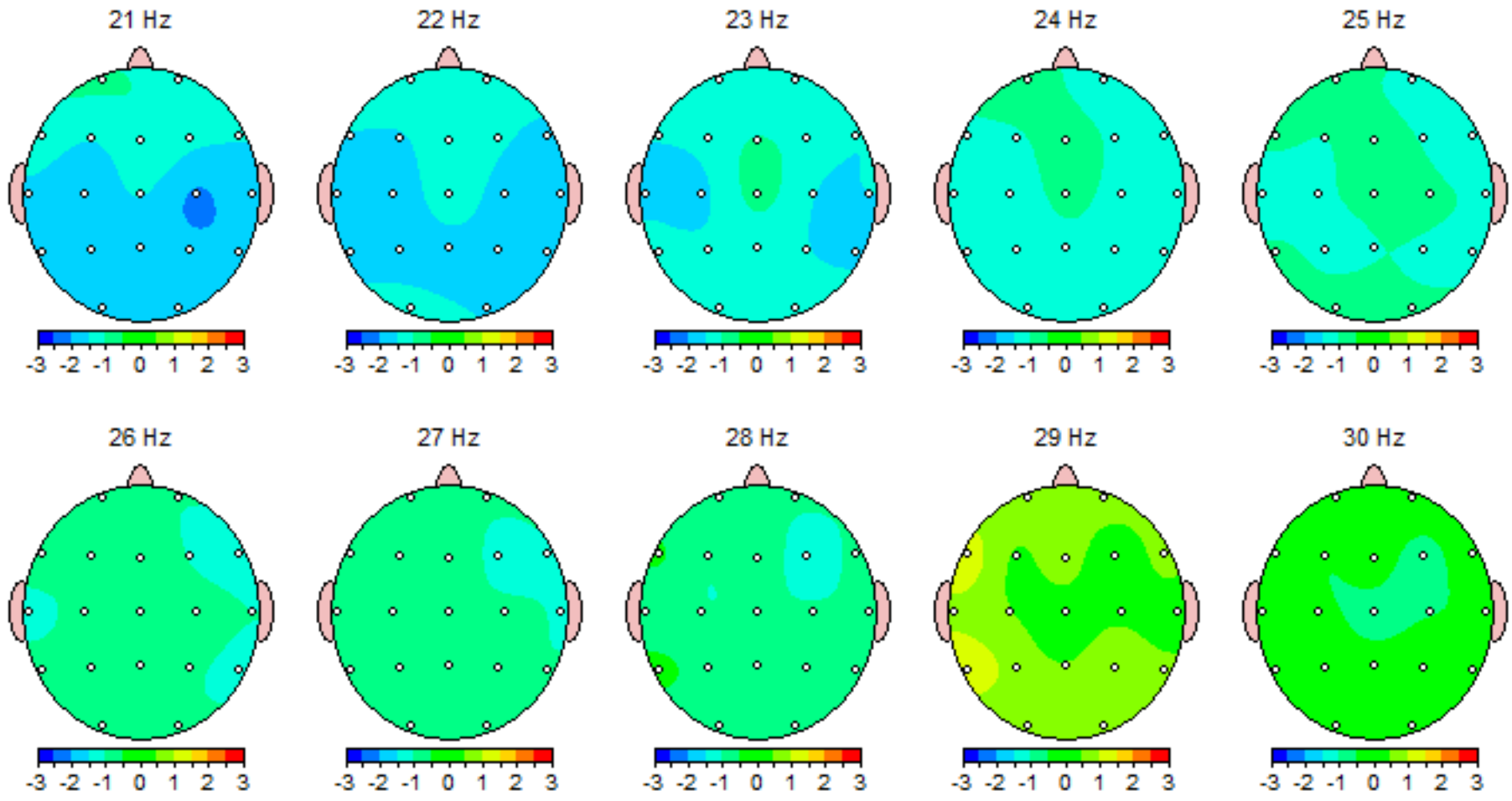
Z Scored FFT Absolute Power



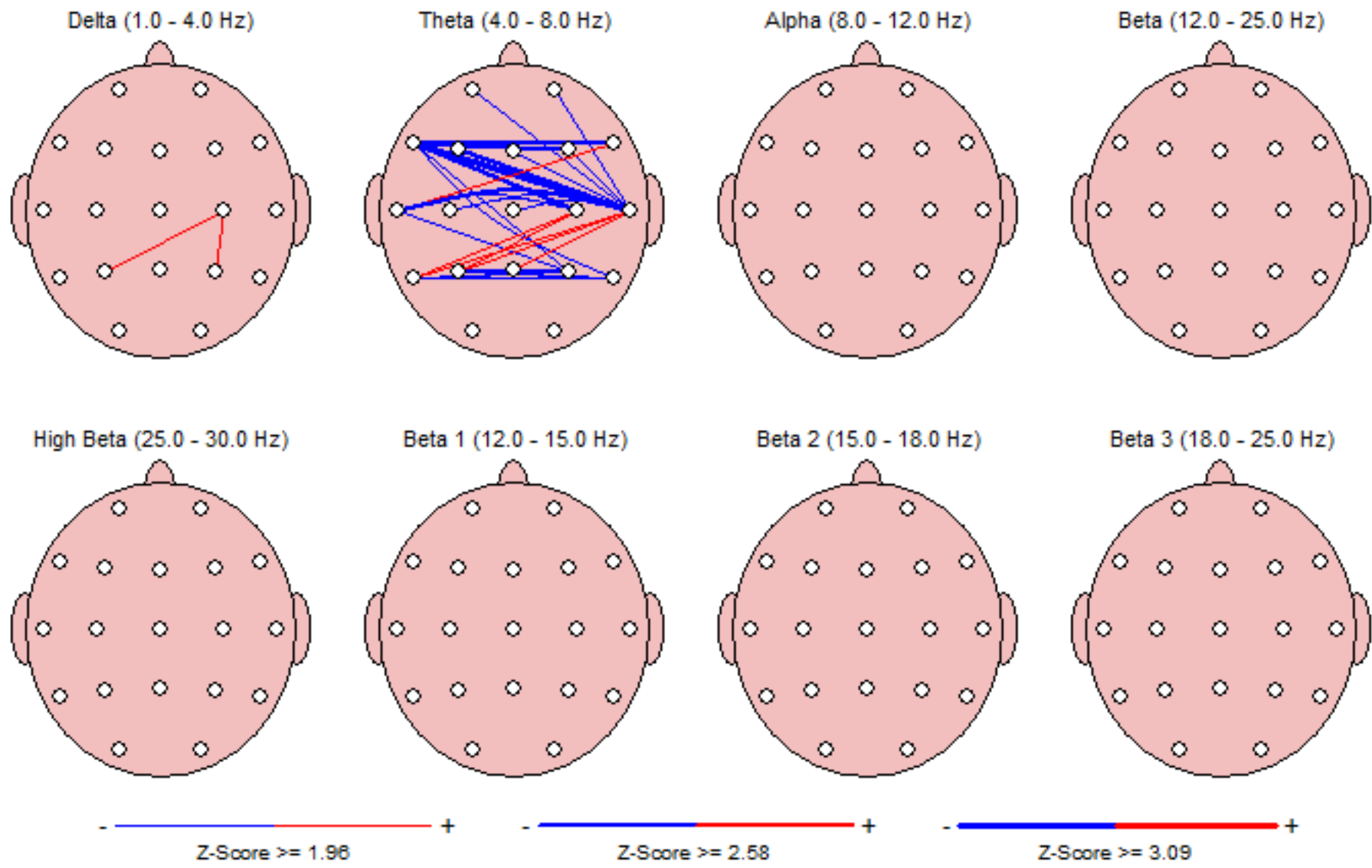
Z Scored FFT Relative Power



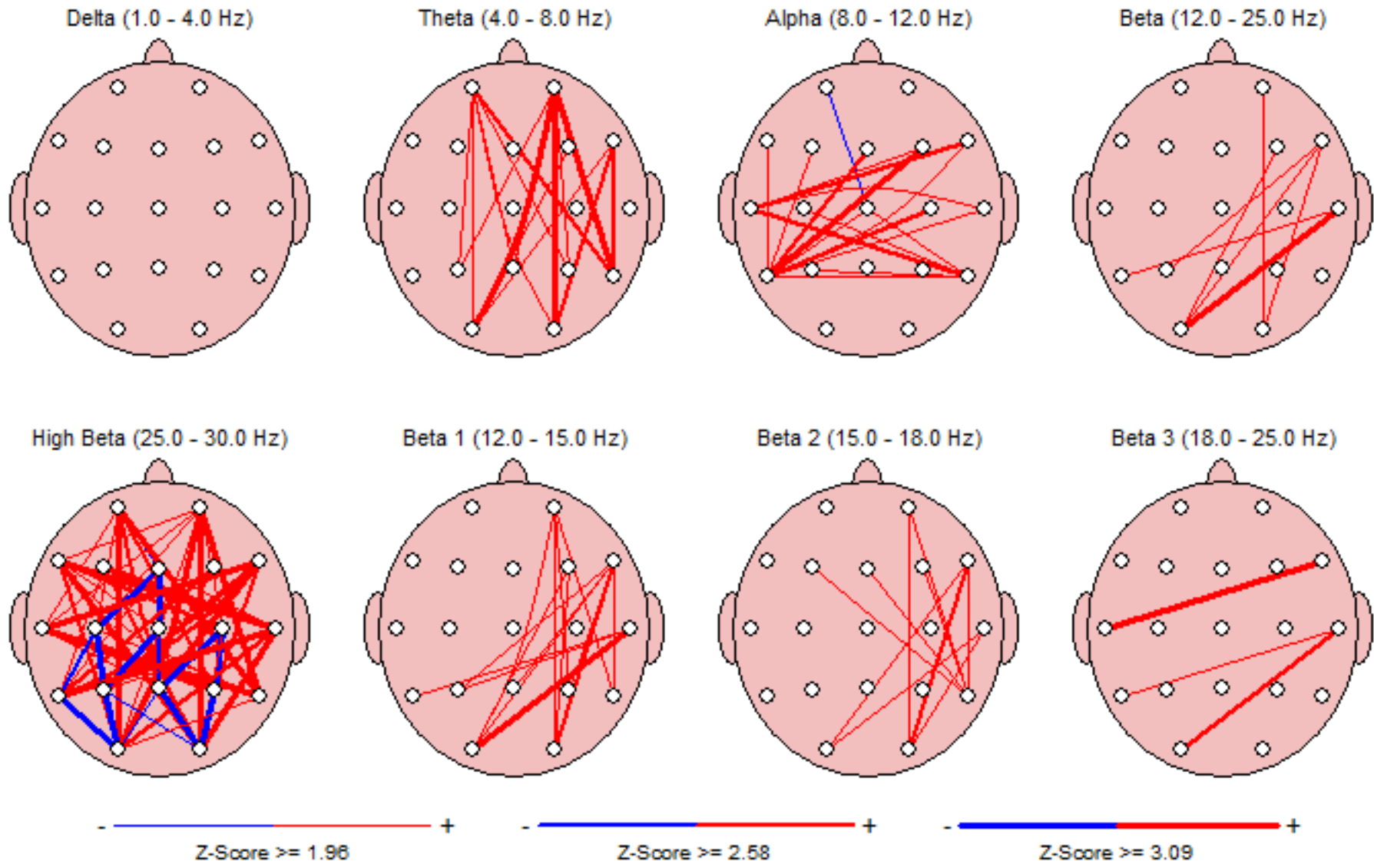
Z Scored FFT Relative Power



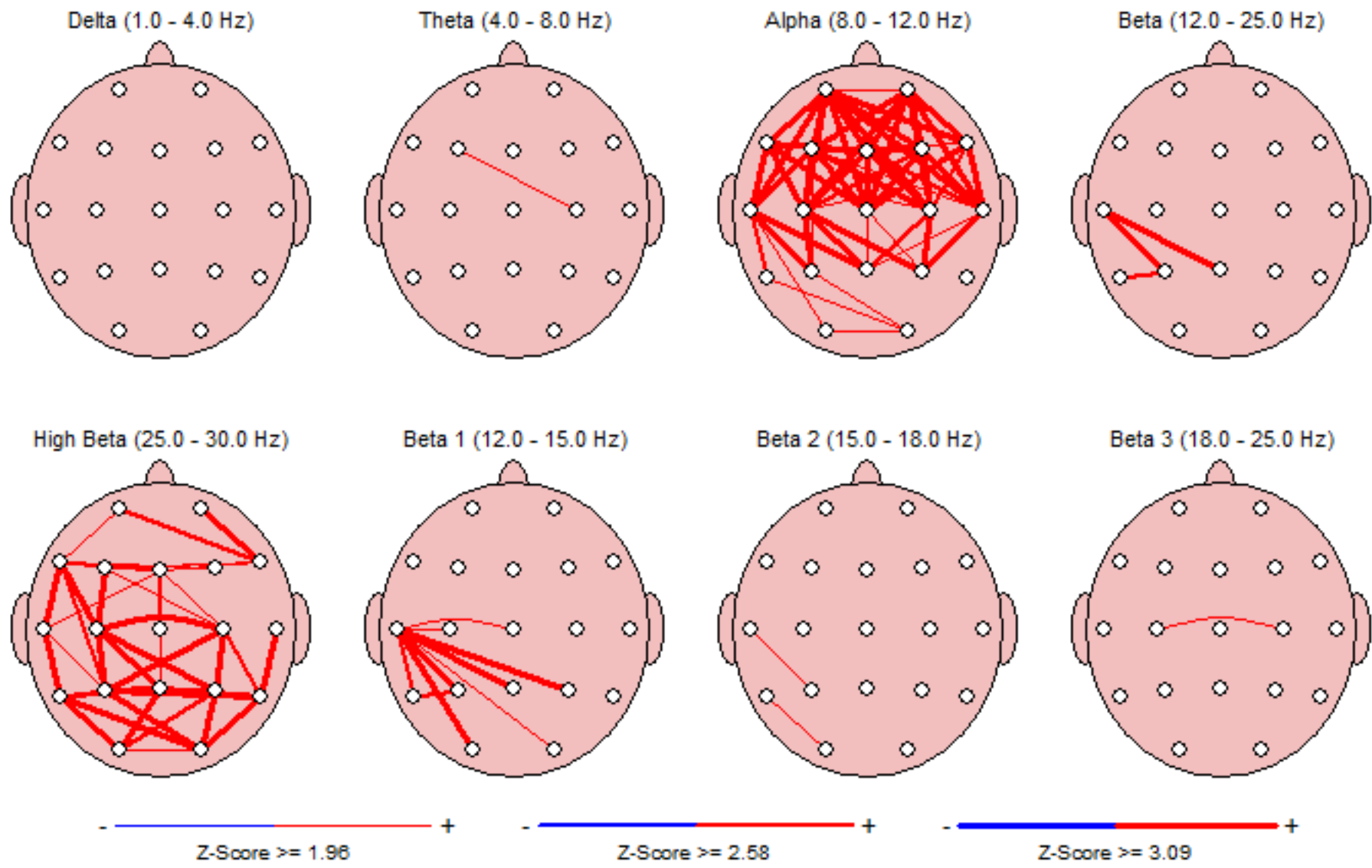
Z Scored FFT Amplitude Asymmetry



Z Scored FFT Coherence



Z Scored FFT Phase Lag



FFT Absolute Power (uV Sq)

Intrahemispheric: LEFT

	DELTA	THETA	ALPHA	BETA	HIGH BETA	BETA 1	BETA 2	BETA 3
FP1 - LE	13.33	8.62	24.31	4.55	1.28	1.48	0.92	2.15
F7 - LE	8.47	4.33	19.75	3.12	1.05	1.01	0.65	1.47
F3 - LE	19.48	11.85	32.98	5.69	1.41	1.83	1.15	2.71
T3 - LE	5.35	3.41	17.33	2.46	0.88	0.87	0.51	1.08
C3 - LE	17.33	11.16	43.05	5.93	1.30	2.11	1.16	2.67
T5 - LE	9.13	6.00	33.81	4.09	0.95	1.33	0.87	1.90
P3 - LE	15.07	11.44	60.51	6.08	1.10	2.10	1.25	2.73
O1 - LE	13.08	11.71	59.60	5.75	1.12	2.11	1.14	2.50

Intrahemispheric: RIGHT

	DELTA	THETA	ALPHA	BETA	HIGH BETA	BETA 1	BETA 2	BETA 3
FP2 - LE	12.10	9.60	24.35	4.70	1.20	1.67	0.96	2.07
F4 - LE	20.09	15.42	35.64	7.12	1.41	2.42	1.41	3.28
F8 - LE	9.49	9.96	21.84	4.49	1.12	1.71	0.92	1.85
C4 - LE	19.08	15.90	45.46	7.34	1.44	2.86	1.48	3.00
T4 - LE	7.42	10.57	18.59	4.31	0.95	1.95	0.91	1.44
P4 - LE	15.94	15.07	62.97	7.55	1.21	2.88	1.48	3.19
T6 - LE	10.54	11.60	37.19	5.87	1.08	2.29	1.14	2.44
O2 - LE	15.37	14.33	60.58	7.03	1.18	2.60	1.31	3.12

Intrahemispheric: CENTER

	DELTA	THETA	ALPHA	BETA	HIGH BETA	BETA 1	BETA 2	BETA 3
Fz - LE	22.63	15.37	38.57	6.78	1.46	2.28	1.33	3.17
Cz - LE	25.04	18.10	55.54	7.92	1.60	2.80	1.51	3.61
Pz - LE	19.31	16.31	77.05	7.87	1.29	2.88	1.52	3.46

Z Scored FFT Absolute Power

Intrahemispheric: LEFT

	DELTA	THETA	ALPHA	BETA	HIGH BETA	BETA 1	BETA 2	BETA 3
FP1 - LE	0.04	0.22	0.74	-0.90	-0.25	-0.82	-1.08	-0.67
F7 - LE	-0.19	-0.52	0.92	-1.07	-0.07	-1.13	-1.24	-0.78
F3 - LE	0.90	0.23	0.76	-0.89	-0.27	-0.88	-1.04	-0.64
T3 - LE	-0.43	-0.71	0.76	-1.90	-0.69	-1.86	-2.04	-1.45
C3 - LE	0.97	0.28	0.83	-0.95	-0.23	-0.80	-1.04	-0.72
T5 - LE	0.15	-0.33	0.43	-1.34	-0.31	-1.44	-1.39	-0.93
P3 - LE	0.26	0.09	0.56	-1.12	-0.37	-1.11	-1.15	-0.78
O1 - LE	0.13	0.23	0.30	-1.24	-0.47	-1.35	-1.24	-0.83

Intrahemispheric: RIGHT

	DELTA	THETA	ALPHA	BETA	HIGH BETA	BETA 1	BETA 2	BETA 3
FP2 - LE	-0.39	0.13	0.53	-0.77	-0.44	-0.58	-0.90	-0.70
F4 - LE	1.03	0.75	0.79	-0.54	-0.33	-0.48	-0.70	-0.33
F8 - LE	0.01	1.02	0.92	-0.43	-0.08	-0.19	-0.61	-0.39
C4 - LE	1.18	1.00	0.82	-0.62	-0.02	-0.42	-0.72	-0.50
T4 - LE	0.52	1.78	1.02	-0.61	-0.25	-0.20	-0.66	-0.65
P4 - LE	0.49	0.75	0.64	-0.75	-0.09	-0.68	-0.79	-0.48
T6 - LE	0.44	0.90	0.51	-0.74	-0.26	-0.57	-0.84	-0.58
O2 - LE	0.34	0.57	0.33	-0.91	-0.38	-0.95	-1.05	-0.57

Intrahemispheric: CENTER

	DELTA	THETA	ALPHA	BETA	HIGH BETA	BETA 1	BETA 2	BETA 3
Fz - LE	0.93	0.31	0.72	-0.57	0.06	-0.60	-0.80	-0.31
Cz - LE	1.03	0.53	0.83	-0.65	-0.12	-0.59	-0.88	-0.40
Pz - LE	0.41	0.44	0.60	-0.91	-0.34	-0.84	-1.03	-0.60

FFT Relative Power (%)

Intrahemispheric: LEFT

	DELTA	THETA	ALPHA	BETA	HIGH BETA	BETA 1	BETA 2	BETA 3
FP1 - LE	17.08	11.04	31.15	5.83	1.65	1.90	1.17	2.76
F7 - LE	13.74	7.02	32.04	5.07	1.71	1.63	1.05	2.38
F3 - LE	20.17	12.27	34.15	5.89	1.46	1.90	1.19	2.80
T3 - LE	9.63	6.14	31.20	4.44	1.58	1.57	0.91	1.95
C3 - LE	16.62	10.71	41.30	5.69	1.24	2.02	1.11	2.56
T5 - LE	11.58	7.61	42.87	5.19	1.21	1.69	1.10	2.41
P3 - LE	12.57	9.54	50.46	5.07	0.92	1.75	1.04	2.27
O1 - LE	11.16	9.99	50.85	4.90	0.95	1.80	0.97	2.13

Intrahemispheric: RIGHT

	DELTA	THETA	ALPHA	BETA	HIGH BETA	BETA 1	BETA 2	BETA 3
FP2 - LE	15.31	12.15	30.81	5.95	1.52	2.12	1.21	2.62
F4 - LE	19.07	14.63	33.81	6.76	1.34	2.30	1.34	3.11
F8 - LE	12.84	13.48	29.56	6.07	1.51	2.31	1.25	2.51
C4 - LE	16.63	13.86	39.61	6.39	1.25	2.49	1.29	2.62
T4 - LE	11.12	15.84	27.86	6.46	1.42	2.93	1.37	2.16
P4 - LE	12.41	11.74	49.03	5.88	0.95	2.24	1.15	2.48
T6 - LE	11.53	12.68	40.67	6.42	1.18	2.50	1.24	2.67
O2 - LE	12.31	11.48	48.53	5.63	0.95	2.08	1.05	2.50

Intrahemispheric: CENTER

	DELTA	THETA	ALPHA	BETA	HIGH BETA	BETA 1	BETA 2	BETA 3
Fz - LE	20.18	13.70	34.39	6.04	1.30	2.03	1.19	2.82
Cz - LE	18.84	13.61	41.77	5.96	1.20	2.11	1.13	2.72
Pz - LE	13.13	11.09	52.39	5.35	0.88	1.96	1.03	2.36

Z Scored FFT Relative Power

Intrahemispheric: LEFT

	DELTA	THETA	ALPHA	BETA	HIGH BETA	BETA 1	BETA 2	BETA 3
FP1 - LE	-0.21	0.02	0.97	-1.76	-0.49	-1.69	-1.75	-1.19
F7 - LE	-0.52	-1.51	1.42	-2.27	-0.28	-2.47	-2.32	-1.43
F3 - LE	0.48	-0.40	0.98	-2.47	-0.74	-2.65	-2.06	-1.55
T3 - LE	-0.10	-0.49	1.49	-2.98	-0.57	-2.87	-2.54	-1.73
C3 - LE	0.27	-0.48	1.10	-2.98	-0.74	-2.49	-1.85	-1.78
T5 - LE	0.11	-0.52	0.99	-2.12	-0.30	-2.31	-1.53	-1.38
P3 - LE	-0.10	-0.29	0.99	-2.32	-0.59	-2.36	-1.56	-1.34
O1 - LE	0.08	0.30	0.74	-1.90	-0.51	-1.94	-1.50	-1.30

Intrahemispheric: RIGHT

	DELTA	THETA	ALPHA	BETA	HIGH BETA	BETA 1	BETA 2	BETA 3
FP2 - LE	-0.60	0.46	1.01	-1.76	-0.62	-1.42	-1.65	-1.24
F4 - LE	0.31	0.25	0.81	-1.90	-0.97	-1.95	-1.60	-1.22
F8 - LE	-0.93	1.05	1.04	-1.85	-0.74	-1.43	-1.72	-1.40
C4 - LE	0.22	0.27	0.87	-2.39	-0.69	-1.81	-1.53	-1.66
T4 - LE	-0.24	1.53	0.84	-1.97	-0.76	-1.33	-1.56	-1.59
P4 - LE	-0.18	0.25	0.84	-2.16	-0.62	-2.01	-1.41	-1.28
T6 - LE	-0.05	0.86	0.66	-2.01	-0.72	-1.57	-1.52	-1.51
O2 - LE	0.08	0.58	0.62	-1.77	-0.55	-1.76	-1.48	-1.15

Intrahemispheric: CENTER

	DELTA	THETA	ALPHA	BETA	HIGH BETA	BETA 1	BETA 2	BETA 3
Fz - LE	0.42	-0.41	0.80	-1.85	-0.41	-2.12	-1.75	-1.10
Cz - LE	0.20	-0.31	0.92	-2.21	-0.74	-2.39	-1.83	-1.37
Pz - LE	-0.16	-0.04	0.89	-2.29	-0.67	-2.25	-1.59	-1.30

FFT Power Ratio

Intrahemispheric: LEFT

	D/T	D/A	D/B	D/G	T/A	T/B	T/G	A/B	A/G	B/G
FP1 - LE	1.55	0.55	2.93	10.38	0.35	1.89	6.71	5.34	18.93	3.54
F7 - LE	1.96	0.43	2.71	8.05	0.22	1.38	4.11	6.32	18.77	2.97
F3 - LE	1.64	0.59	3.43	13.82	0.36	2.08	8.41	5.80	23.40	4.03
T3 - LE	1.57	0.31	2.17	6.10	0.20	1.38	3.89	7.03	19.77	2.81
C3 - LE	1.55	0.40	2.92	13.36	0.26	1.88	8.61	7.25	33.20	4.58
T5 - LE	1.52	0.27	2.23	9.59	0.18	1.47	6.31	8.26	35.52	4.30
P3 - LE	1.32	0.25	2.48	13.65	0.19	1.88	10.36	9.96	54.78	5.50
O1 - LE	1.12	0.22	2.28	11.70	0.20	2.04	10.47	10.37	53.29	5.14

Intrahemispheric: RIGHT

	D/T	D/A	D/B	D/G	T/A	T/B	T/G	A/B	A/G	B/G
FP2 - LE	1.26	0.50	2.57	10.07	0.39	2.04	7.99	5.18	20.27	3.91
F4 - LE	1.30	0.56	2.82	14.20	0.43	2.17	10.90	5.01	25.19	5.03
F8 - LE	0.95	0.43	2.11	8.48	0.46	2.22	8.90	4.87	19.52	4.01
C4 - LE	1.20	0.42	2.60	13.29	0.35	2.17	11.08	6.19	31.66	5.11
T4 - LE	0.70	0.40	1.72	7.84	0.57	2.45	11.16	4.31	19.64	4.55
P4 - LE	1.06	0.25	2.11	13.13	0.24	2.00	12.42	8.34	51.87	6.22
T6 - LE	0.91	0.28	1.80	9.77	0.31	1.98	10.75	6.34	34.48	5.44
O2 - LE	1.07	0.25	2.19	13.02	0.24	2.04	12.14	8.62	51.34	5.96

Intrahemispheric: CENTER

	D/T	D/A	D/B	D/G	T/A	T/B	T/G	A/B	A/G	B/G
Fz - LE	1.47	0.59	3.34	15.46	0.40	2.27	10.50	5.69	26.36	4.63
Cz - LE	1.38	0.45	3.16	15.70	0.33	2.29	11.35	7.01	34.82	4.96
Pz - LE	1.18	0.25	2.45	14.99	0.21	2.07	12.66	9.79	59.81	6.11

Z Scored FFT Power Ratio

Intrahemispheric: LEFT

	D/T	D/A	D/B	D/G	T/A	T/B	T/G	A/B	A/G	B/G
FP1 - LE	-0.21	-0.67	0.87	0.25	-0.82	1.34	0.42	1.51	0.85	-0.90
F7 - LE	0.53	-1.13	1.11	-0.06	-1.79	0.74	-0.37	1.97	0.88	-1.58
F3 - LE	0.87	-0.36	2.33	1.04	-0.88	1.63	0.51	1.71	0.91	-0.94
T3 - LE	0.48	-1.23	1.53	0.37	-1.84	1.24	0.19	2.23	1.05	-1.60
C3 - LE	0.87	-0.45	2.25	1.07	-0.92	1.64	0.53	2.10	0.96	-0.94
T5 - LE	0.80	-0.43	1.89	0.61	-0.84	1.20	-0.06	1.66	0.63	-1.62
P3 - LE	0.18	-0.52	1.49	0.70	-0.71	1.41	0.48	1.83	0.80	-1.22
O1 - LE	-0.22	-0.27	1.56	0.81	-0.25	1.84	0.92	1.46	0.63	-1.21

Intrahemispheric: RIGHT

	D/T	D/A	D/B	D/G	T/A	T/B	T/G	A/B	A/G	B/G
FP2 - LE	-0.88	-0.88	0.62	0.14	-0.65	1.64	0.72	1.45	0.96	-0.50
F4 - LE	0.17	-0.31	1.64	1.16	-0.47	1.61	0.99	1.41	0.98	-0.28
F8 - LE	-2.04	-1.08	0.59	0.09	-0.37	2.03	1.10	1.50	1.00	-0.61
C4 - LE	0.01	-0.35	1.72	0.95	-0.40	1.78	0.93	1.71	0.82	-0.83
T4 - LE	-2.53	-0.85	1.07	0.50	0.28	2.01	1.16	1.40	0.84	-0.32
P4 - LE	-0.57	-0.50	1.27	0.58	-0.35	1.68	0.92	1.60	0.76	-0.99
T6 - LE	-0.98	-0.36	1.37	0.88	0.03	2.03	1.43	1.36	0.72	-0.77
O2 - LE	-0.56	-0.22	1.31	0.84	-0.05	1.84	1.21	1.30	0.62	-0.89

Intrahemispheric: CENTER

	D/T	D/A	D/B	D/G	T/A	T/B	T/G	A/B	A/G	B/G
Fz - LE	0.86	-0.26	1.78	0.71	-0.75	1.22	0.21	1.39	0.64	-0.95
Cz - LE	0.56	-0.41	1.83	1.02	-0.74	1.53	0.60	1.67	0.88	-0.86
Pz - LE	-0.20	-0.50	1.39	0.74	-0.52	1.62	0.83	1.69	0.80	-0.92

Peak Frequency (Hz)

Intrahemispheric: LEFT

	DELTA	THETA	ALPHA	BETA	HIGH BETA	BETA 1	BETA 2	BETA 3
FP1 - LE	2.15	5.46	9.74	17.39	27.64	12.99	16.23	20.91
F7 - LE	2.11	5.49	9.75	17.39	27.90	13.05	16.22	20.88
F3 - LE	2.26	5.42	9.71	17.39	27.61	13.02	16.22	20.83
T3 - LE	2.19	5.47	9.81	17.12	28.13	13.00	16.21	20.86
C3 - LE	2.31	5.44	9.73	17.08	27.66	12.97	16.23	20.70
T5 - LE	2.25	5.49	9.73	17.13	27.94	12.92	16.30	20.45
P3 - LE	2.35	5.50	9.69	16.97	27.83	12.94	16.28	20.40
O1 - LE	2.33	5.54	9.70	16.82	27.89	12.89	16.30	20.37

Intrahemispheric: RIGHT

	DELTA	THETA	ALPHA	BETA	HIGH BETA	BETA 1	BETA 2	BETA 3
FP2 - LE	2.18	5.49	9.78	17.07	27.80	12.90	16.22	20.82
F4 - LE	2.27	5.47	9.74	17.15	27.51	12.93	16.23	20.66
F8 - LE	2.19	5.53	9.85	16.83	27.84	12.86	16.24	20.79
C4 - LE	2.32	5.47	9.74	16.74	27.50	12.90	16.22	20.64
T4 - LE	2.27	5.53	9.95	16.24	27.87	12.83	16.26	20.85
P4 - LE	2.34	5.51	9.71	16.68	27.72	12.88	16.25	20.31
T6 - LE	2.29	5.53	9.76	16.67	27.80	12.87	16.26	20.41
O2 - LE	2.25	5.53	9.72	16.81	27.80	12.91	16.24	20.29

Intrahemispheric: CENTER

	DELTA	THETA	ALPHA	BETA	HIGH BETA	BETA 1	BETA 2	BETA 3
Fz - LE	2.27	5.43	9.72	17.23	27.62	12.96	16.22	20.73
Cz - LE	2.33	5.43	9.72	17.16	27.51	12.96	16.22	20.81
Pz - LE	2.35	5.50	9.70	16.86	27.69	12.91	16.24	20.42

Z Scored Peak Frequency

Intrahemispheric: LEFT

	DELTA	THETA	ALPHA	BETA	HIGH BETA	BETA 1	BETA 2	BETA 3
FP1 - LE	1.83	-1.34	0.74	0.22	1.82	-0.72	-0.01	0.07
F7 - LE	1.18	-1.01	0.67	0.54	3.84	-0.23	0.06	0.13
F3 - LE	2.27	-1.69	0.68	0.39	1.52	-0.34	-0.03	0.17
T3 - LE	1.25	-1.24	0.35	0.17	5.11	-0.48	-0.19	0.48
C3 - LE	2.31	-1.58	0.27	0.38	2.14	-0.24	-0.03	-0.08
T5 - LE	1.09	-1.55	0.02	0.87	4.59	-0.41	1.36	-0.61
P3 - LE	2.39	-1.39	-0.21	0.66	3.61	-0.12	0.67	-0.68
O1 - LE	1.58	-1.32	-0.38	0.68	4.18	-0.22	1.27	-0.79

Intrahemispheric: RIGHT

	DELTA	THETA	ALPHA	BETA	HIGH BETA	BETA 1	BETA 2	BETA 3
FP2 - LE	2.08	-1.22	0.91	-0.12	2.34	-1.25	-0.16	-0.24
F4 - LE	1.94	-1.60	0.80	0.14	0.98	-0.75	0.04	-0.53
F8 - LE	2.15	-0.95	1.06	-0.31	2.34	-1.38	-0.05	-0.15
C4 - LE	1.92	-1.60	0.37	0.04	1.31	-0.52	-0.05	-0.20
T4 - LE	2.23	-1.10	0.92	-0.57	2.90	-1.16	0.26	0.13
P4 - LE	2.23	-1.38	-0.21	0.32	2.80	-0.34	0.39	-0.96
T6 - LE	1.71	-1.50	0.05	0.07	3.63	-0.55	0.49	-0.86
O2 - LE	1.12	-1.34	-0.35	0.59	3.81	-0.08	0.63	-1.05

Intrahemispheric: CENTER

	DELTA	THETA	ALPHA	BETA	HIGH BETA	BETA 1	BETA 2	BETA 3
Fz - LE	1.97	-1.66	0.81	0.45	1.59	-0.59	0.01	0.04
Cz - LE	2.08	-1.62	0.48	0.34	1.14	-0.42	-0.09	0.23
Pz - LE	2.32	-1.32	-0.19	0.47	2.50	-0.23	0.28	-0.67

FFT Amplitude Asymmetry

Intrahemispheric: LEFT

	DELTA	THETA	ALPHA	BETA
FP1 F7	44.59	66.30	20.71	37.19
FP1 F3	-37.49	-31.55	-30.26	-22.14
FP1 T3	85.48	86.55	33.54	59.54
FP1 C3	-26.07	-25.74	-55.63	-26.36
FP1 T5	37.36	35.78	-32.67	10.60
FP1 P3	-12.28	-28.12	-85.35	-28.66
FP1 O1	1.86	-30.40	-84.11	-23.19
F7 F3	-78.79	-92.98	-50.18	-58.13
F7 T3	45.20	23.65	13.06	23.66
F7 C3	-68.67	-88.27	-74.21	-62.03
F7 T5	-7.54	-32.44	-52.50	-26.86
F7 P3	-56.11	-90.21	-101.57	-64.14
F7 O1	-42.82	-92.06	-100.45	-59.10
F3 T3	113.85	110.55	62.22	79.08
F3 C3	11.70	5.93	-26.49	-4.28
F3 T5	72.32	65.48	-2.48	32.55
F3 P3	25.50	3.50	-58.89	-6.62
F3 O1	39.28	1.18	-57.51	-1.06
T3 C3	-105.67	-106.36	-85.20	-82.66
T3 T5	-52.30	-55.03	-64.45	-49.73
T3 P3	-95.27	-108.10	-110.95	-84.59
T3 O1	-83.96	-109.73	-109.90	-79.97
C3 T5	61.93	60.13	24.05	36.70
C3 P3	13.90	-2.43	-33.72	-2.34
C3 O1	27.90	-4.75	-32.25	3.23
T5 P3	-49.09	-62.33	-56.62	-38.96
T5 O1	-35.56	-64.42	-55.23	-33.57
P3 O1	14.14	-2.32	1.51	5.57

Intrahemispheric: RIGHT

	DELTA	THETA	ALPHA	BETA
FP2 F4	-49.66	-46.46	-37.63	-40.91
FP2 F8	24.22	-3.62	10.86	4.66
FP2 C4	-44.77	-49.41	-60.48	-43.80
FP2 T4	47.92	-9.56	26.83	8.68
FP2 P4	-27.40	-44.34	-88.46	-46.56
FP2 T6	13.76	-18.82	-41.74	-22.07
FP2 O2	-23.78	-39.48	-85.32	-39.68
F4 F8	71.73	43.02	48.00	45.36
F4 C4	5.17	-3.12	-24.22	-3.02
F4 T4	92.10	37.32	62.88	49.16
F4 P4	23.05	2.24	-55.45	-5.92
F4 T6	62.36	28.26	-4.27	19.28
F4 O2	26.66	7.32	-51.85	1.28
F8 C4	-67.18	-45.99	-70.18	-48.21
F8 T4	24.41	-5.94	16.09	4.02
F8 P4	-50.78	-40.88	-96.99	-50.94
F8 T6	-10.55	-15.23	-52.01	-26.66
F8 O2	-47.33	-35.98	-94.00	-44.14
C4 T4	87.98	40.32	83.91	51.98
C4 P4	17.93	5.36	-32.31	-2.91
C4 T6	57.65	31.31	20.00	22.26
C4 O2	21.56	10.44	-28.53	4.30
T4 P4	-72.93	-35.15	-108.84	-54.68
T4 T6	-34.74	-9.31	-66.70	-30.61
T4 O2	-69.72	-30.20	-106.08	-47.95
P4 T6	40.77	26.06	51.48	25.13
P4 O2	3.67	5.08	3.87	7.20
T6 O2	-37.24	-21.04	-47.84	-18.00

Interhemispheric: HOMOLOGOUS PAIRS

	DELTA	THETA	ALPHA	BETA
FP1 FP2	9.66	-10.82	-0.16	-3.22
F3 F4	-3.11	-26.19	-7.74	-22.39
C3 C4	-9.65	-35.03	-5.44	-21.14
P3 P4	-5.60	-27.43	-3.99	-21.70

	DELTA	THETA	ALPHA	BETA
F7 F8	-11.33	-78.84	-10.07	-35.80
T3 T4	-32.51	-102.37	-7.02	-54.52
T5 T6	-14.33	-63.59	-9.54	-35.61
O1 O2	-16.05	-20.13	-1.63	-20.08

Z Scored FFT Amplitude Asymmetry

Intrahemispheric: LEFT

	DELTA	THETA	ALPHA	BETA
FP1 F7	0.33	1.84	-0.40	0.45
FP1 F3	-1.01	-0.08	-0.13	0.36
FP1 T3	0.58	1.44	0.19	1.28
FP1 C3	-1.10	-0.12	-0.47	0.32
FP1 T5	-0.03	0.90	0.40	0.86
FP1 P3	-0.15	0.20	-0.06	0.53
FP1 O1	-0.04	-0.13	0.32	0.68
F7 F3	-1.46	-1.73	0.34	-0.12
F7 T3	0.51	0.40	0.58	1.17
F7 C3	-1.46	-1.89	-0.20	-0.02
F7 T5	-0.34	-0.26	0.53	0.68
F7 P3	-0.44	-1.05	0.07	0.25
F7 O1	-0.29	-1.07	0.38	0.48
F3 T3	1.64	1.49	0.25	1.09
F3 C3	-0.06	-0.09	-0.50	0.11
F3 T5	1.13	0.94	0.44	0.64
F3 P3	1.13	0.28	-0.00	0.37
F3 O1	0.84	-0.07	0.37	0.51
T3 C3	-1.77	-1.78	-0.52	-0.92
T3 T5	-0.90	-0.63	0.11	-0.59
T3 P3	-0.84	-1.26	-0.24	-0.66
T3 O1	-0.64	-1.17	0.02	-0.53
C3 T5	1.35	1.21	0.72	0.78
C3 P3	1.58	0.46	0.42	0.61
C3 O1	0.99	-0.05	0.56	0.54
T5 P3	-0.17	-1.33	-0.56	-0.42
T5 O1	0.03	-1.41	0.14	0.02
P3 O1	0.16	-0.39	0.54	0.31

Intrahemispheric: RIGHT

	DELTA	THETA	ALPHA	BETA
FP2 F4	-1.85	-0.74	-0.46	-0.50
FP2 F8	-0.50	-1.19	-0.86	-0.57
FP2 C4	-1.71	-0.82	-0.64	-0.29
FP2 T4	-1.13	-2.21	-0.74	-0.20
FP2 P4	-0.94	-0.63	-0.40	-0.16
FP2 T6	-0.96	-1.00	-0.13	-0.19
FP2 O2	-0.73	-0.47	-0.02	0.06
F4 F8	1.29	-0.86	-0.77	-0.17
F4 C4	-0.20	-0.57	-0.43	0.22
F4 T4	0.60	-2.36	-0.31	0.17
F4 P4	1.07	-0.12	-0.10	0.31
F4 T6	0.76	-0.60	0.23	0.28
F4 O2	0.79	0.02	0.32	0.48
F8 C4	-1.32	0.34	0.09	0.30
F8 T4	-0.89	-1.75	0.05	0.20
F8 P4	-0.51	0.45	0.15	0.39
F8 T6	-0.55	-0.04	0.46	0.41
F8 O2	-0.41	0.43	0.46	0.58
C4 T4	0.80	-1.80	-0.02	0.05
C4 P4	2.04	0.40	0.17	0.31
C4 T6	1.00	-0.37	0.41	0.13
C4 O2	0.95	0.28	0.47	0.43
T4 P4	0.18	1.67	0.03	0.03
T4 T6	0.08	1.13	0.29	0.03
T4 O2	0.17	1.31	0.25	0.17
P4 T6	-0.14	-0.83	0.46	-0.17
P4 O2	0.12	0.15	0.60	0.42
T6 O2	0.20	0.74	0.32	0.60

Interhemispheric: HOMOLOGOUS PAIRS

	DELTA	THETA	ALPHA	BETA
FP1 FP2	0.65	0.01	0.30	0.13
F3 F4	-0.27	-1.93	-0.29	-1.11
C3 C4	-0.47	-2.38	-0.04	-1.11
P3 P4	-0.76	-2.59	-0.37	-1.76


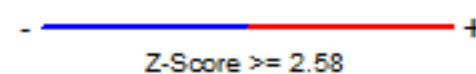
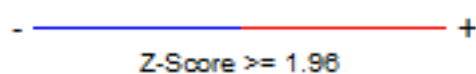
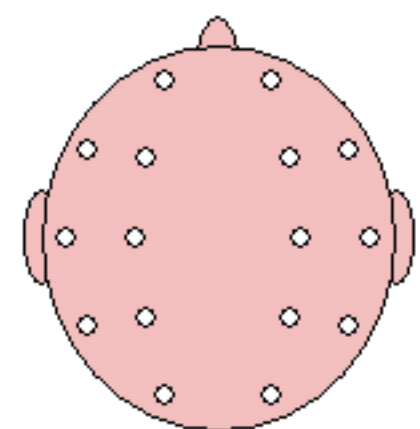
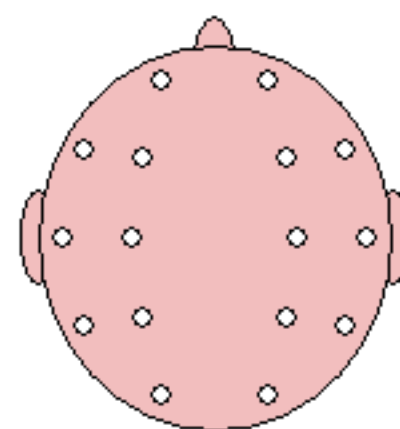
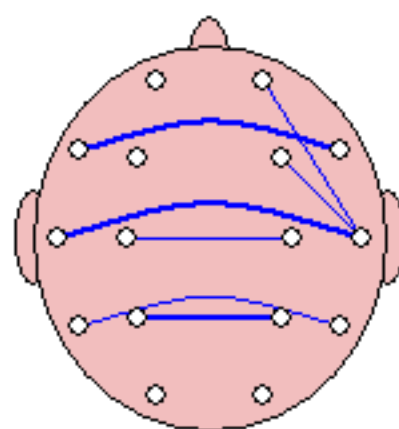
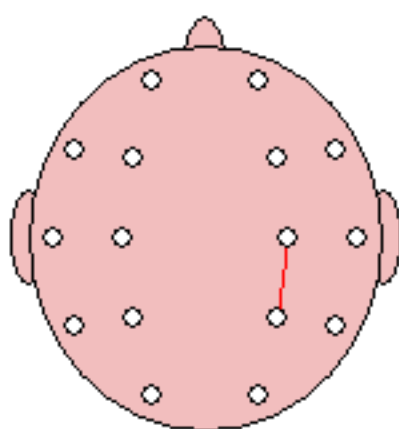
	DELTA	THETA	ALPHA	BETA
F7 F8	-0.21	-2.72	-0.35	-0.88
T3 T4	-1.07	-2.74	-0.59	-1.40
T5 T6	-0.55	-2.40	-0.26	-1.24
O1 O2	-0.59	-1.24	-0.17	-1.14

Delta (1.0 - 4.0 Hz)

Theta (4.0 - 8.0 Hz)

Alpha (8.0 - 12.0 Hz)

Beta (12.0 - 25.0 Hz)



FFT Coherence

Intrahemispheric: LEFT

	DELTA	THETA	ALPHA	BETA
FP1 F7	65.79	60.48	87.81	58.73
FP1 F3	74.45	81.65	84.58	63.88
FP1 T3	36.65	11.65	42.75	12.07
FP1 C3	53.96	61.37	36.80	31.56
FP1 T5	22.45	14.92	29.77	6.15
FP1 P3	33.83	39.45	8.71	16.77
FP1 O1	19.25	19.62	2.86	8.44
F7 F3	60.56	63.01	89.47	62.57
F7 T3	50.91	42.83	65.52	32.30
F7 C3	43.84	49.01	51.73	36.38
F7 T5	17.82	11.42	41.81	4.70
F7 P3	23.12	23.55	15.92	14.52
F7 O1	10.30	6.81	5.70	2.93
F3 T3	48.65	23.56	62.34	20.63
F3 C3	80.21	82.49	71.04	61.13
F3 T5	39.65	28.30	45.58	10.17
F3 P3	56.66	55.02	29.78	29.54
F3 O1	35.63	28.12	12.61	12.01
T3 C3	55.29	33.78	70.00	37.23
T3 T5	47.62	31.35	57.48	30.93
T3 P3	45.15	23.67	37.71	25.04
T3 O1	30.88	9.82	16.44	9.84
C3 T5	62.59	52.49	70.89	36.37
C3 P3	84.25	81.53	74.62	67.36
C3 O1	61.31	49.15	42.64	30.92
T5 P3	81.15	76.91	79.22	68.73
T5 O1	83.25	79.65	66.13	68.08
P3 O1	87.72	82.83	83.85	70.62

Intrahemispheric: RIGHT

	DELTA	THETA	ALPHA	BETA
FP2 F4	79.08	86.98	78.59	71.01
FP2 F8	74.14	76.79	60.39	71.67
FP2 C4	58.92	71.44	30.38	40.62
FP2 T4	44.97	48.80	12.26	29.20
FP2 P4	36.20	50.13	6.27	19.34
FP2 T6	26.14	38.21	12.13	9.51
FP2 O2	13.57	22.94	5.77	7.68
F4 F8	55.92	69.13	83.91	69.72
F4 C4	85.87	88.39	71.94	69.39
F4 T4	47.32	50.77	36.86	39.51
F4 P4	59.73	63.54	30.51	34.46
F4 T6	40.79	46.00	27.89	19.50
F4 O2	26.83	29.41	19.79	12.16
F8 C4	42.18	61.76	66.05	48.61
F8 T4	65.15	80.62	58.88	57.26
F8 P4	24.27	44.16	27.60	22.72
F8 T6	23.78	46.52	30.41	18.96
F8 O2	7.85	20.42	22.90	11.23
C4 T4	53.02	58.91	61.99	54.84
C4 P4	82.93	84.95	74.23	71.14
C4 T6	60.55	64.48	54.45	44.48
C4 O2	43.78	45.99	44.28	27.50
T4 P4	47.70	54.59	41.79	41.69
T4 T6	59.51	69.11	43.68	52.93
T4 O2	26.67	32.66	23.61	25.32
P4 T6	80.62	83.21	78.28	73.14
P4 O2	65.84	73.49	79.01	60.87
T6 O2	69.02	75.70	84.99	71.53

Interhemispheric: HOMOLOGOUS PAIRS

	DELTA	THETA	ALPHA	BETA
FP1 FP2	78.61	84.84	94.77	78.15
F3 F4	80.89	77.02	89.97	65.07
C3 C4	80.71	71.96	86.21	43.85
P3 P4	85.48	78.29	90.30	58.03

	DELTA	THETA	ALPHA	BETA
F7 F8	26.16	14.75	59.83	25.49
T3 T4	16.11	0.00	47.00	2.30
T5 T6	56.26	33.90	64.79	23.18
O1 O2	69.79	77.51	87.04	64.36

Z Scored FFT Coherence

Intrahemispheric: LEFT

	DELTA	THETA	ALPHA	BETA
FP1 F7	0.92	0.03	0.78	0.10
FP1 F3	0.95	0.79	0.01	0.06
FP1 T3	1.08	-1.45	0.88	-0.18
FP1 C3	1.19	1.39	-0.91	0.17
FP1 T5	1.53	1.25	1.45	0.59
FP1 P3	1.60	2.02	-0.70	1.00
FP1 O1	1.74	2.33	-0.94	1.83
F7 F3	0.71	0.24	0.84	0.32
F7 T3	0.38	-0.72	0.77	-0.21
F7 C3	0.84	0.45	0.01	0.00
F7 T5	0.77	0.18	2.27	-0.50
F7 P3	1.05	0.62	-0.06	0.21
F7 O1	1.25	0.48	-0.45	-0.10
F3 T3	0.37	-1.52	1.19	-0.32
F3 C3	0.79	1.10	-0.32	0.23
F3 T5	1.00	0.90	2.22	0.18
F3 P3	1.10	1.31	-0.04	0.49
F3 O1	1.48	1.50	0.07	1.16
T3 C3	0.03	-1.83	0.53	-0.10
T3 T5	0.09	-0.58	1.03	-0.24
T3 P3	0.35	-1.30	-0.24	-0.32
T3 O1	0.80	-0.87	-0.06	-0.43
C3 T5	0.49	0.62	1.65	0.16
C3 P3	0.85	0.79	0.38	0.26
C3 O1	1.42	1.15	0.89	0.68
T5 P3	0.72	0.72	0.75	0.40
T5 O1	1.35	1.31	-0.58	0.38
P3 O1	1.44	1.29	0.91	0.65

Intrahemispheric: RIGHT

	DELTA	THETA	ALPHA	BETA
FP2 F4	1.38	1.23	-0.58	0.43
FP2 F8	1.34	0.92	-1.18	0.87
FP2 C4	1.68	1.85	-1.11	0.99
FP2 T4	1.45	1.30	-1.10	1.25
FP2 P4	1.91	2.33	-1.02	1.60
FP2 T6	1.78	3.40	0.16	1.59
FP2 O2	1.32	3.13	-0.41	2.02
F4 F8	0.66	0.60	0.55	0.89
F4 C4	1.08	1.44	-0.06	0.58
F4 T4	0.12	0.49	-0.31	0.85
F4 P4	1.27	1.67	-0.02	0.89
F4 T6	1.03	1.80	1.37	1.63
F4 O2	0.99	1.84	0.76	1.77
F8 C4	0.91	1.10	0.78	1.13
F8 T4	1.17	1.56	0.46	1.15
F8 P4	1.24	1.72	0.55	1.49
F8 T6	1.36	2.69	1.44	1.65
F8 O2	0.84	2.72	0.94	2.47
C4 T4	-0.49	0.02	0.09	0.74
C4 P4	0.84	1.39	0.38	0.65
C4 T6	0.40	1.32	1.56	0.95
C4 O2	0.28	1.39	1.17	0.71
T4 P4	0.53	1.01	0.13	0.91
T4 T6	0.93	1.64	0.66	1.24
T4 O2	0.53	1.71	0.74	1.81
P4 T6	0.59	1.33	1.10	0.98
P4 O2	-0.10	0.87	0.78	-0.05
T6 O2	0.15	1.36	1.14	0.89

Interhemispheric: HOMOLOGOUS PAIRS

	DELTA	THETA	ALPHA	BETA
FP1 FP2	0.60	0.77	0.71	0.73
F3 F4	1.06	0.69	0.84	0.66
C3 C4	1.11	0.93	1.34	0.58
P3 P4	1.05	0.99	1.59	0.58


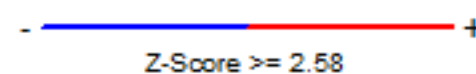
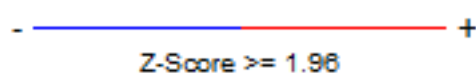
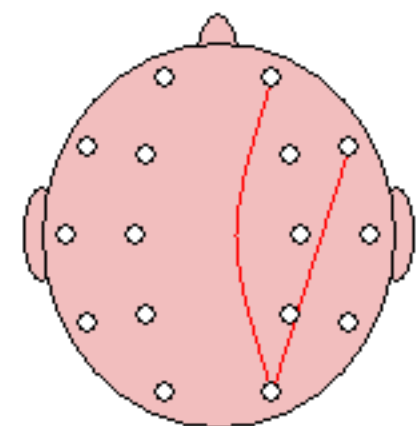
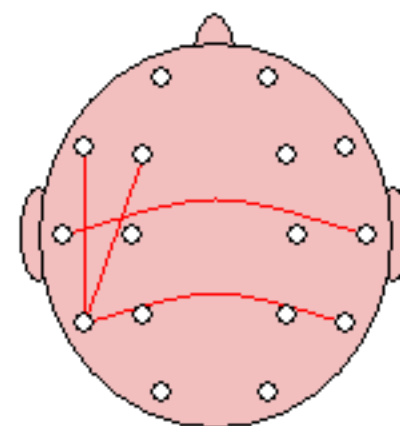
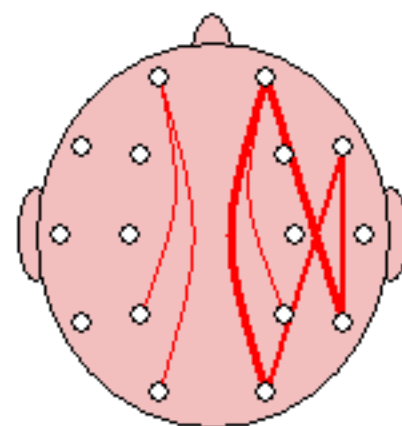
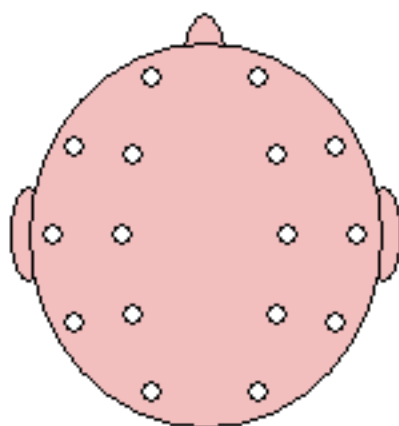
	DELTA	THETA	ALPHA	BETA
F7 F8	1.45	0.19	0.88	1.35
T3 T4	0.73	-1.75	2.55	-0.07
T5 T6	1.27	1.07	2.18	1.51
O1 O2	0.04	1.02	1.44	0.84

Delta (1.0 - 4.0 Hz)

Theta (4.0 - 8.0 Hz)

Alpha (8.0 - 12.0 Hz)

Beta (12.0 - 25.0 Hz)



FFT Phase Lag (Deg)

Intrahemispheric: LEFT

	DELTA	THETA	ALPHA	BETA
FP1 F7	-0.15	2.92	-14.24	4.37
FP1 F3	1.15	1.42	-19.54	-0.93
FP1 T3	0.99	6.47	-72.40	0.58
FP1 C3	3.96	5.39	-49.66	-2.83
FP1 T5	1.90	0.40	-125.52	-26.11
FP1 P3	4.89	6.68	-75.83	-3.10
FP1 O1	4.19	5.79	-94.32	-10.40
F7 F3	1.67	0.42	-8.77	-0.41
F7 T3	3.62	2.01	-52.13	-3.61
F7 C3	6.24	4.11	-44.12	-3.22
F7 T5	7.34	2.39	-113.48	-25.43
F7 P3	8.48	5.57	-83.92	-6.53
F7 O1	10.11	5.29	-124.29	-9.05
F3 T3	-0.06	-2.02	-37.19	-12.56
F3 C3	3.79	3.97	-27.81	-4.57
F3 T5	4.48	-0.64	-91.80	-24.69
F3 P3	5.95	5.59	-56.27	-6.39
F3 O1	7.49	5.99	-86.20	-3.04
T3 C3	5.39	4.18	-4.64	10.62
T3 T5	5.86	5.32	-56.42	3.41
T3 P3	8.54	5.31	-45.45	13.37
T3 O1	10.51	6.32	-87.80	17.05
C3 T5	-0.42	-3.87	-49.11	-16.03
C3 P3	2.33	1.33	-28.79	-2.33
C3 O1	3.91	0.99	-57.95	-2.53
T5 P3	2.15	4.85	13.56	11.46
T5 O1	3.18	4.96	-11.16	6.37
P3 O1	1.40	-0.59	-24.73	-3.70

Intrahemispheric: RIGHT

	DELTA	THETA	ALPHA	BETA
FP2 F4	1.15	2.87	-23.99	-0.54
FP2 F8	2.13	5.87	-32.34	2.85
FP2 C4	3.07	5.57	-52.79	1.70
FP2 T4	1.44	8.95	-98.55	7.43
FP2 P4	5.15	6.60	-82.95	3.10
FP2 T6	2.45	7.53	-158.60	4.07
FP2 O2	4.82	5.90	-146.13	-3.58
F4 F8	-0.50	2.92	-2.08	4.77
F4 C4	2.58	2.80	-27.24	-1.05
F4 T4	-1.85	5.31	-46.36	5.12
F4 P4	5.25	3.66	-59.20	-3.36
F4 T6	2.91	3.94	-109.98	-3.81
F4 O2	7.86	3.77	-112.35	-4.40
F8 C4	2.17	-1.42	-33.20	-4.62
F8 T4	0.52	2.65	-43.15	2.51
F8 P4	3.48	-1.53	-78.82	-2.18
F8 T6	2.59	1.27	-118.58	1.75
F8 O2	3.24	-2.47	-134.27	0.37
C4 T4	-3.87	3.81	-6.00	2.19
C4 P4	2.50	0.76	-30.05	-2.30
C4 T6	0.64	1.23	-62.93	-3.46
C4 O2	4.20	0.69	-70.85	-4.26
T4 P4	5.38	-3.32	-33.52	-0.46
T4 T6	3.49	-0.38	-51.68	2.22
T4 O2	5.06	-2.25	-75.50	6.27
P4 T6	-0.88	0.06	-23.77	-3.39
P4 O2	0.70	-0.04	-30.49	-5.13
T6 O2	0.54	1.41	-5.96	2.05

Interhemispheric: HOMOLOGOUS PAIRS

	DELTA	THETA	ALPHA	BETA
FP1 FP2	1.05	1.53	-6.11	1.88
F3 F4	0.28	3.61	-8.78	3.83
C3 C4	-0.24	3.33	-8.55	8.72
P3 P4	1.12	2.30	-10.07	4.71

	DELTA	THETA	ALPHA	BETA
F7 F8	3.09	3.87	-32.32	-3.61
T3 T4	-0.22	-35.37	-45.40	10.01
T5 T6	1.28	6.04	-27.77	2.39
O1 O2	0.11	0.72	-15.94	-0.36

Z Scored FFT Phase Lag

Intrahemispheric: LEFT

	DELTA	THETA	ALPHA	BETA
FP1 F7	-0.87	0.11	5.28	0.52
FP1 F3	-0.60	-0.98	7.02	-1.13
FP1 T3	-0.77	-0.02	7.57	-1.01
FP1 C3	-0.59	0.04	6.06	-0.67
FP1 T5	-0.90	-0.82	0.62	-0.48
FP1 P3	-0.46	-0.18	0.98	-0.51
FP1 O1	-0.77	-0.85	-0.05	-0.86
F7 F3	-0.53	-1.19	1.95	-0.88
F7 T3	-0.36	-0.37	8.50	-0.33
F7 C3	-0.21	0.04	6.61	-0.46
F7 T5	-0.38	-0.59	0.81	-0.06
F7 P3	-0.35	-0.27	1.69	-0.29
F7 O1	-0.75	-0.76	0.57	-0.68
F3 T3	-0.64	-0.80	4.89	1.22
F3 C3	0.30	1.22	4.79	0.16
F3 T5	-0.43	-0.53	0.54	-0.10
F3 P3	0.38	0.25	2.02	-0.22
F3 O1	-0.09	-0.45	0.25	-0.66
T3 C3	-0.13	0.08	0.61	0.04
T3 T5	-0.08	0.10	2.82	-0.37
T3 P3	-0.09	0.35	5.21	3.12
T3 O1	-0.13	-0.20	2.28	1.71
C3 T5	-1.16	-0.31	1.10	0.93
C3 P3	0.20	-0.49	3.32	-0.50
C3 O1	-0.05	-0.81	1.38	-0.85
T5 P3	-0.23	0.49	0.27	2.91
T5 O1	0.07	1.44	1.32	1.19
P3 O1	-0.44	-0.73	1.44	0.11

Intrahemispheric: RIGHT

	DELTA	THETA	ALPHA	BETA
FP2 F4	-0.49	-0.74	8.66	-1.37
FP2 F8	-0.69	1.47	12.90	-0.15
FP2 C4	-0.53	-0.12	4.83	-0.74
FP2 T4	-0.98	0.58	6.05	-0.21
FP2 P4	-0.49	-0.25	1.11	-0.70
FP2 T6	-0.96	-0.75	1.09	-1.13
FP2 O2	-0.89	-0.80	0.77	-1.26
F4 F8	-0.86	-0.28	-0.32	0.14
F4 C4	0.43	0.20	3.48	-1.10
F4 T4	-0.99	-0.13	3.68	-0.36
F4 P4	0.06	-0.21	0.97	-0.88
F4 T6	-0.75	-0.48	0.71	-0.79
F4 O2	-0.35	-0.51	0.65	-0.69
F8 C4	-0.73	-0.88	2.61	-0.15
F8 T4	-0.88	-0.21	3.41	-0.33
F8 P4	-0.52	-0.56	1.05	-0.65
F8 T6	-0.64	-0.65	0.66	-0.78
F8 O2	-1.07	-0.96	0.66	-1.08
C4 T4	-0.54	-0.47	0.10	-0.33
C4 P4	0.22	-0.69	3.40	-0.51
C4 T6	-1.17	-0.74	1.28	-0.62
C4 O2	-0.09	-0.78	1.37	-0.45
T4 P4	-0.18	-0.26	3.79	-1.04
T4 T6	-0.61	-0.92	1.79	-0.89
T4 O2	-0.60	-0.84	1.45	-0.34
P4 T6	-0.59	-1.01	1.08	-0.35
P4 O2	-0.69	-0.82	1.29	0.41
T6 O2	-0.82	-0.52	-0.00	-0.67

Interhemispheric: HOMOLOGOUS PAIRS

	DELTA	THETA	ALPHA	BETA
FP1 FP2	-0.64	-0.14	2.57	-0.21
F3 F4	-0.91	1.33	3.66	0.11
C3 C4	-1.11	0.44	2.48	1.52
P3 P4	-0.45	0.12	1.66	0.89


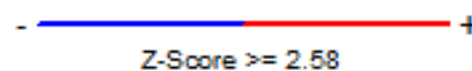
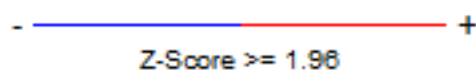
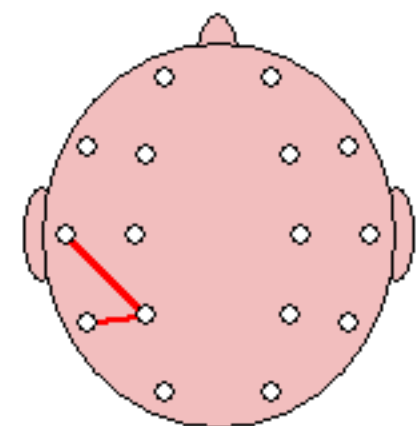
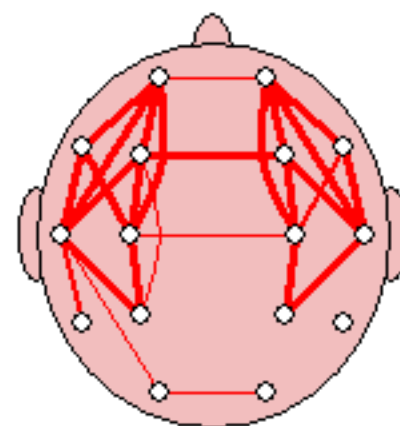
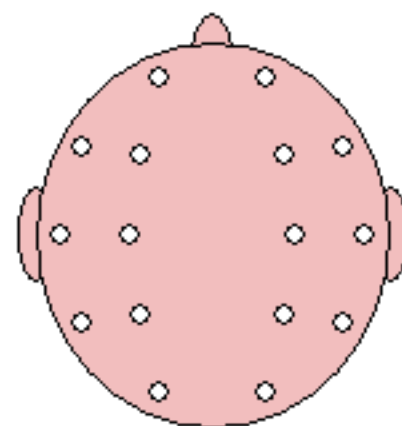
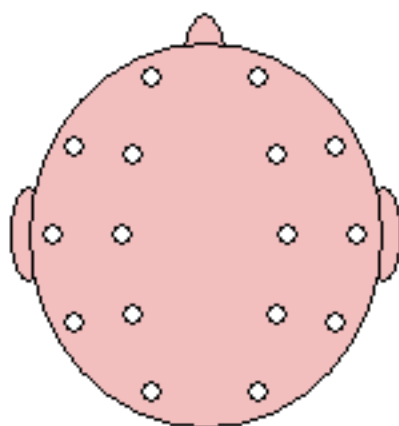
	DELTA	THETA	ALPHA	BETA
F7 F8	-0.72	-0.46	0.60	-0.36
T3 T4	-0.60	-0.21	-0.18	-1.11
T5 T6	-0.94	-0.45	0.66	-0.51
O1 O2	-1.18	-0.78	2.19	-0.97

Delta (1.0 - 4.0 Hz)

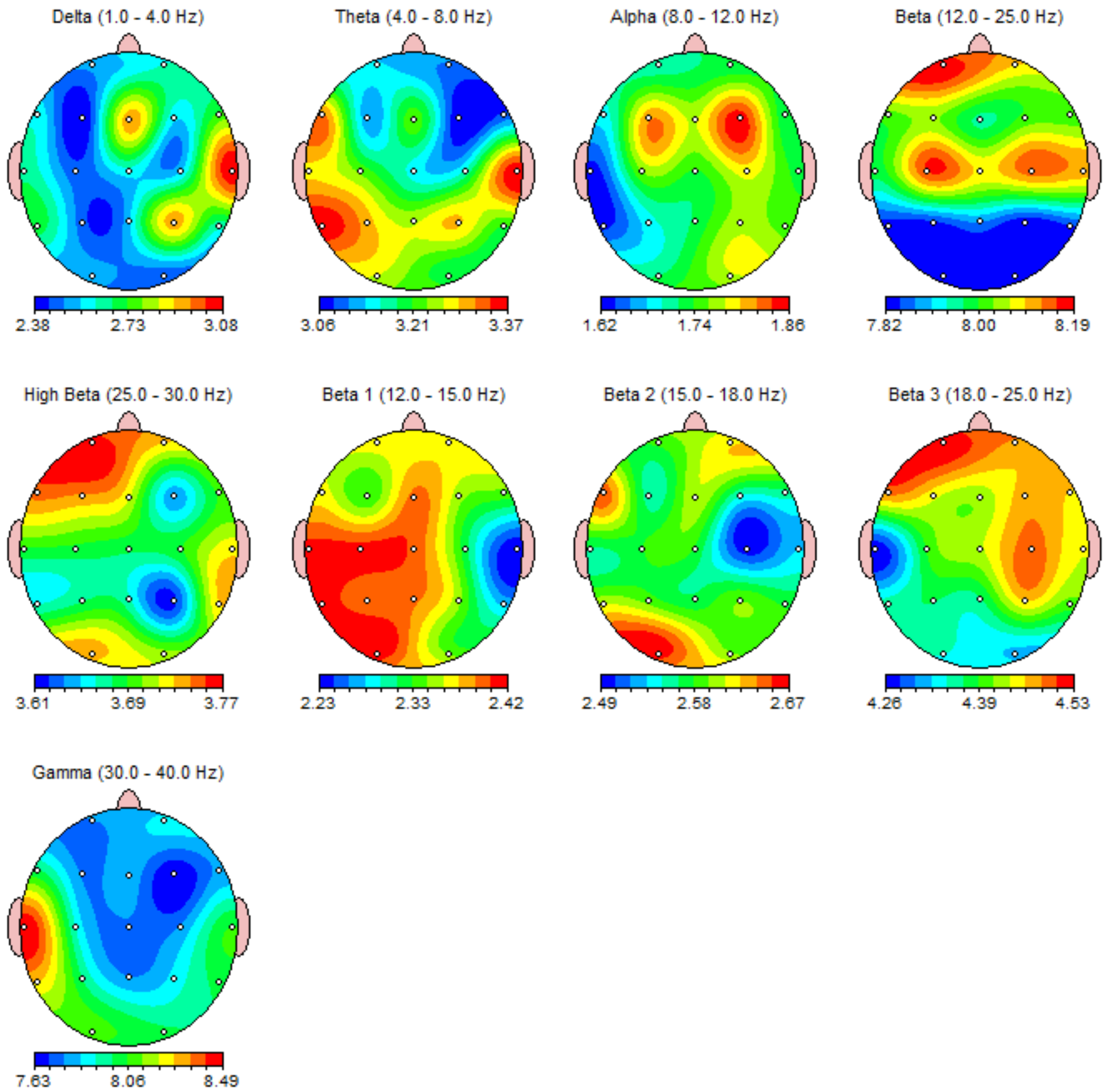
Theta (4.0 - 8.0 Hz)

Alpha (8.0 - 12.0 Hz)

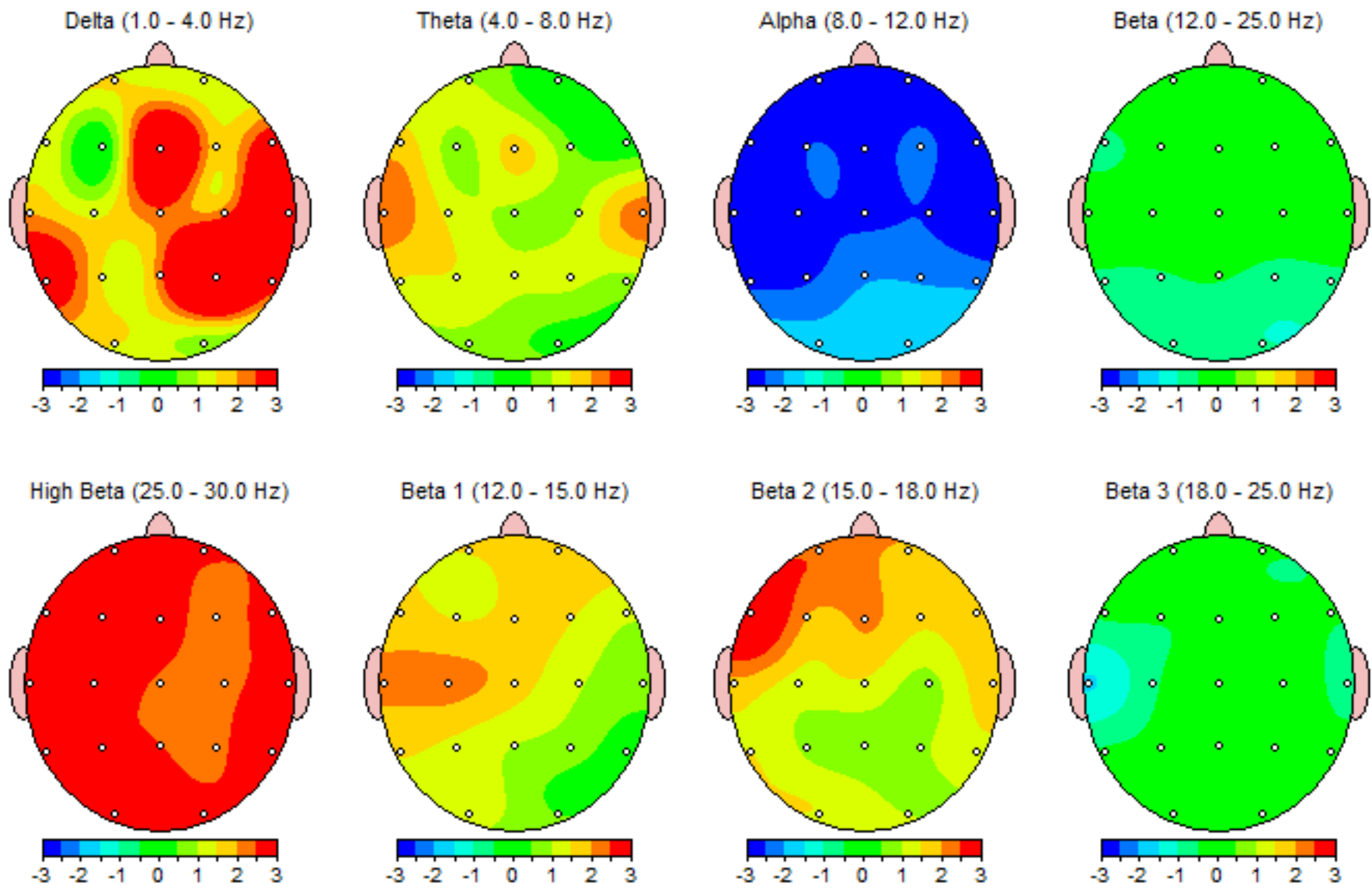
Beta (12.0 - 25.0 Hz)



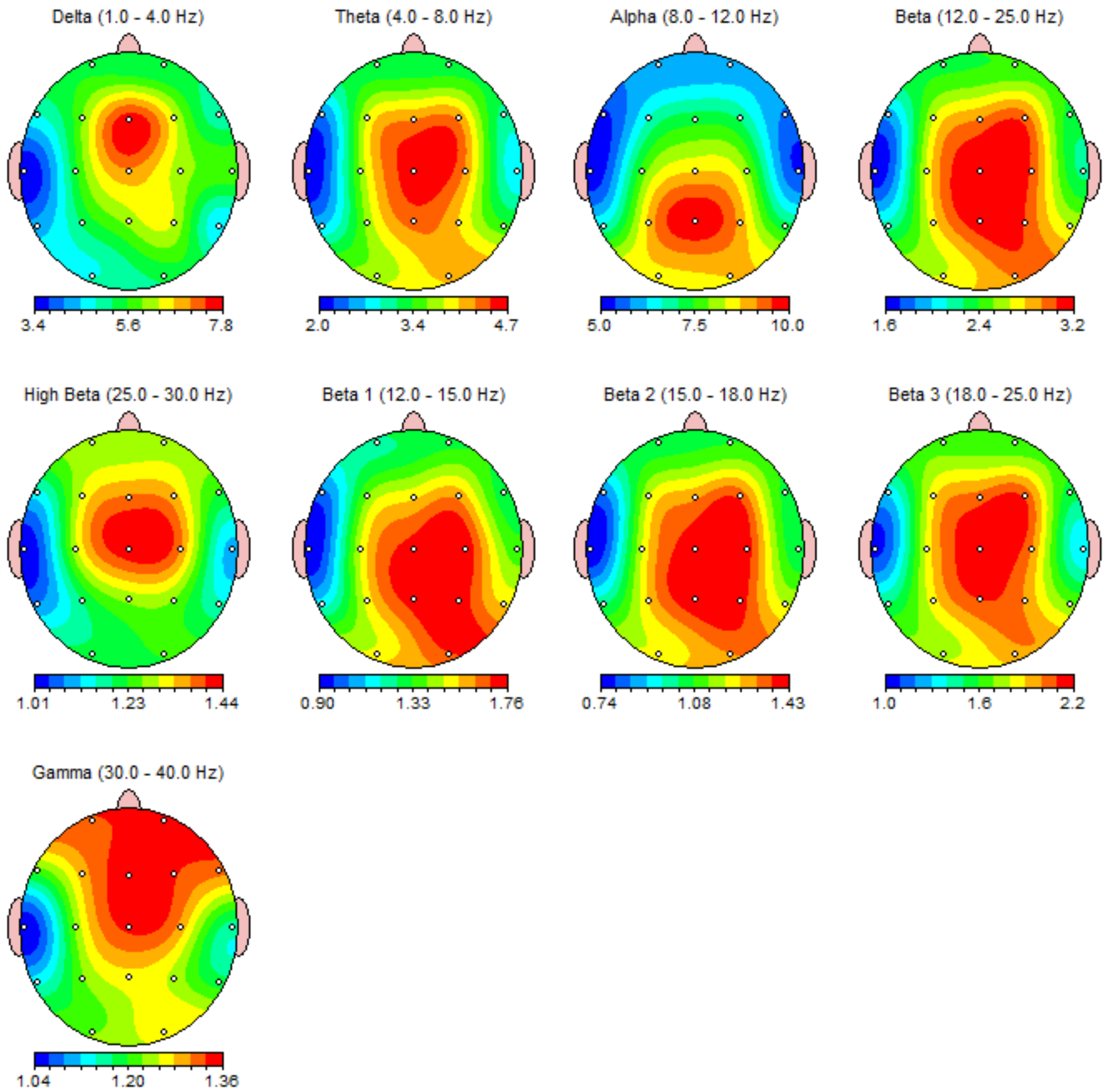
Bursts per Second



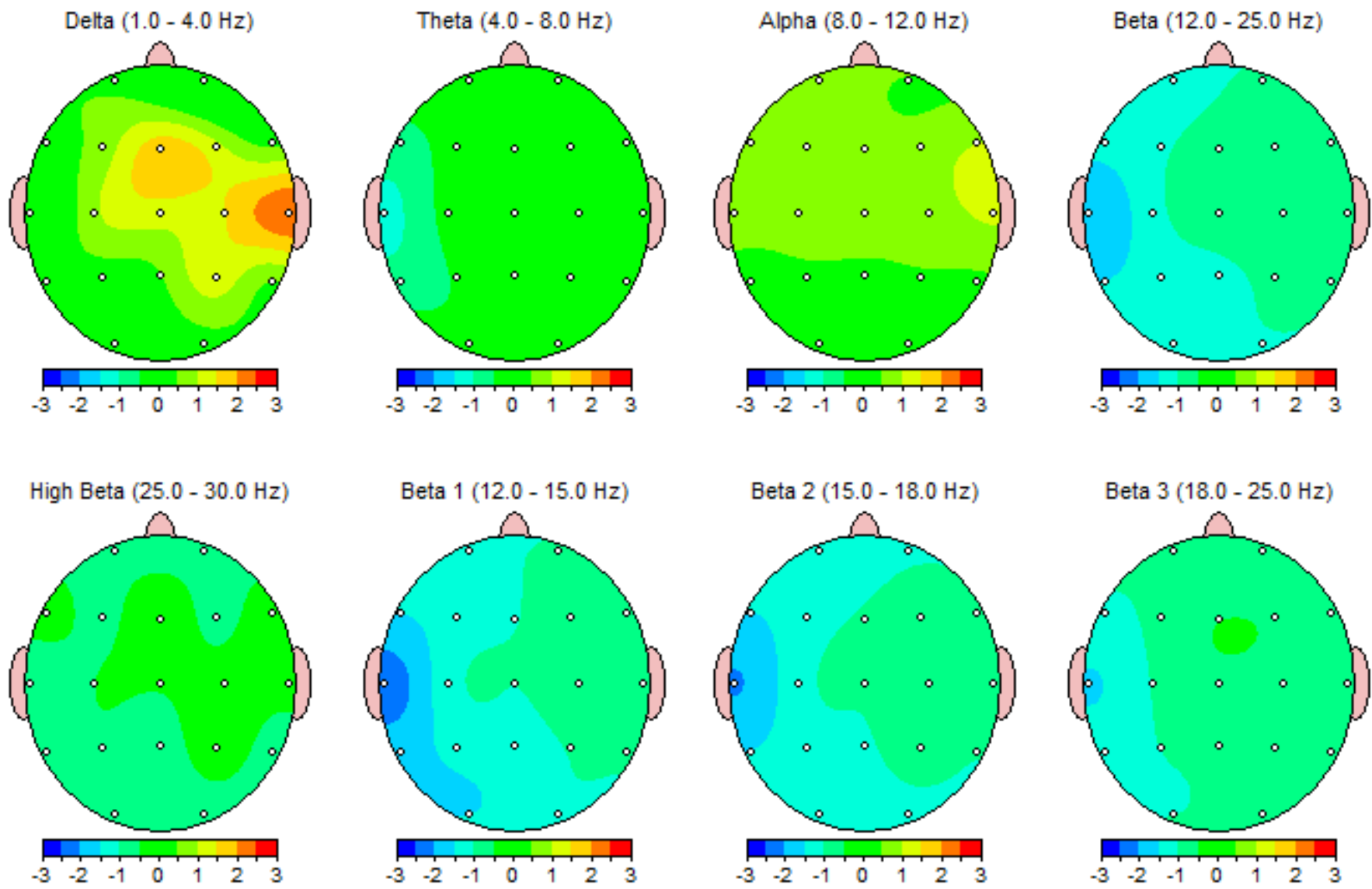
Z Scored Bursts per Second



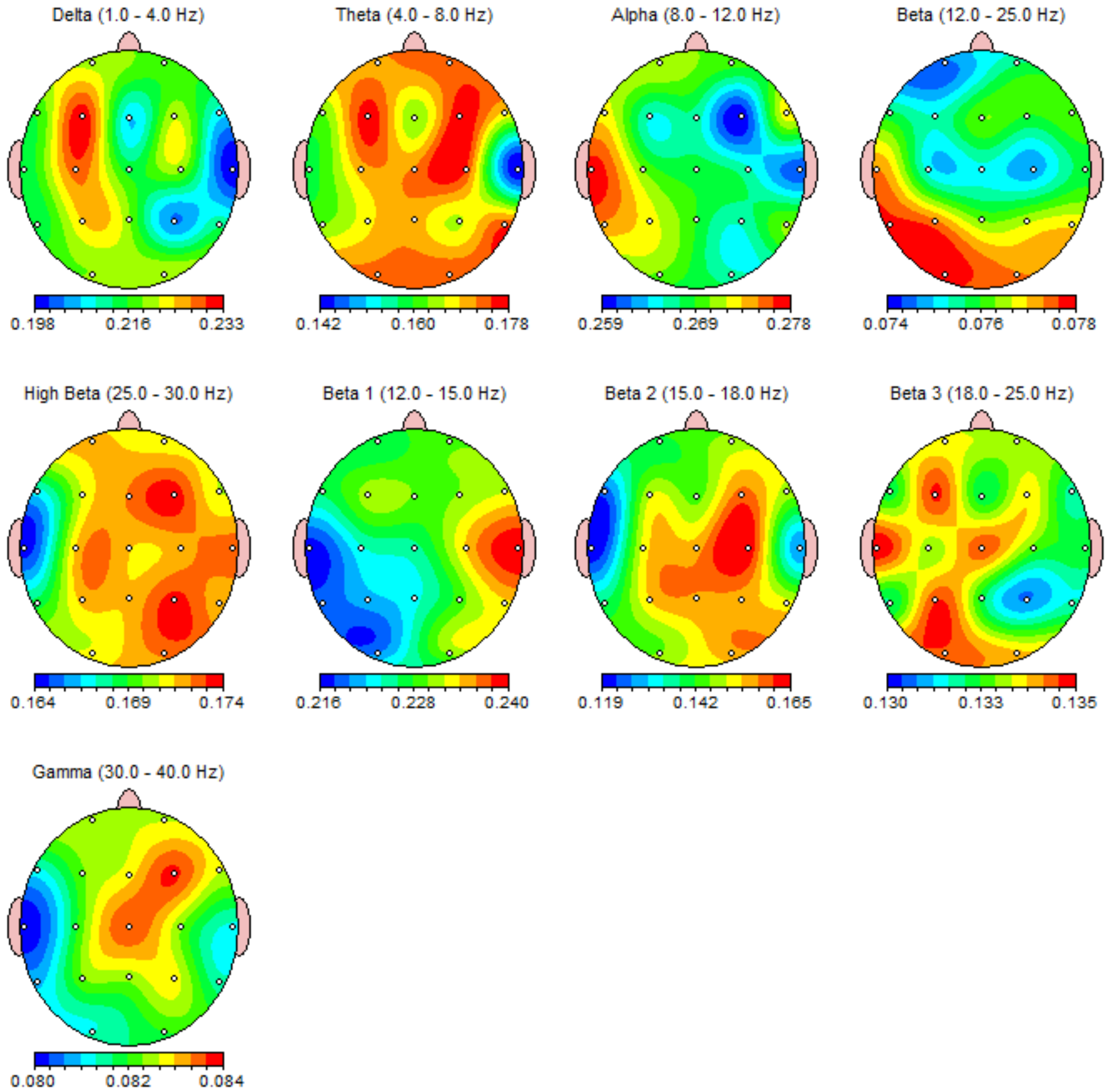
Average Burst Amplitude (uV)



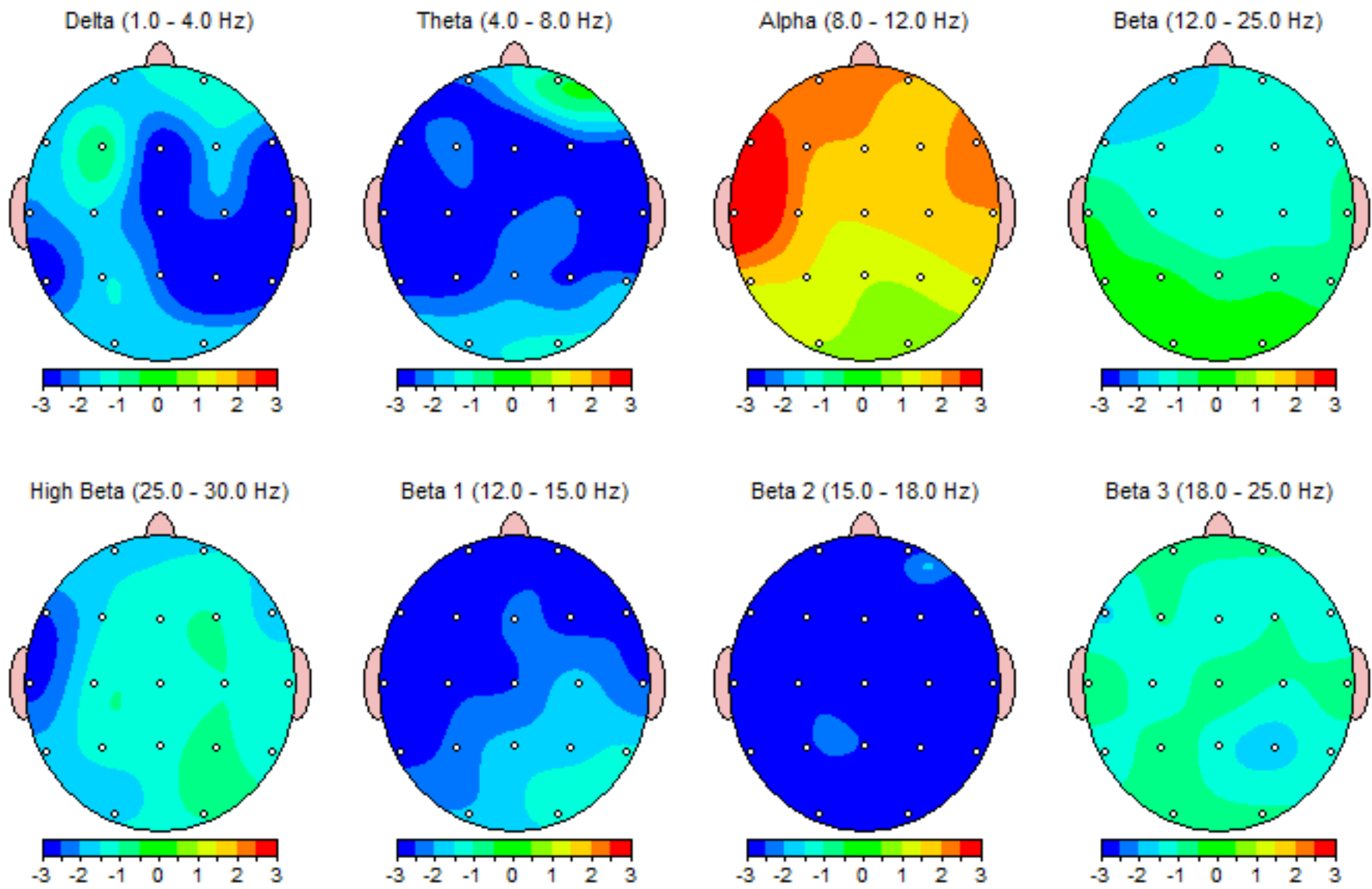
Z Scored Average Burst Amplitude



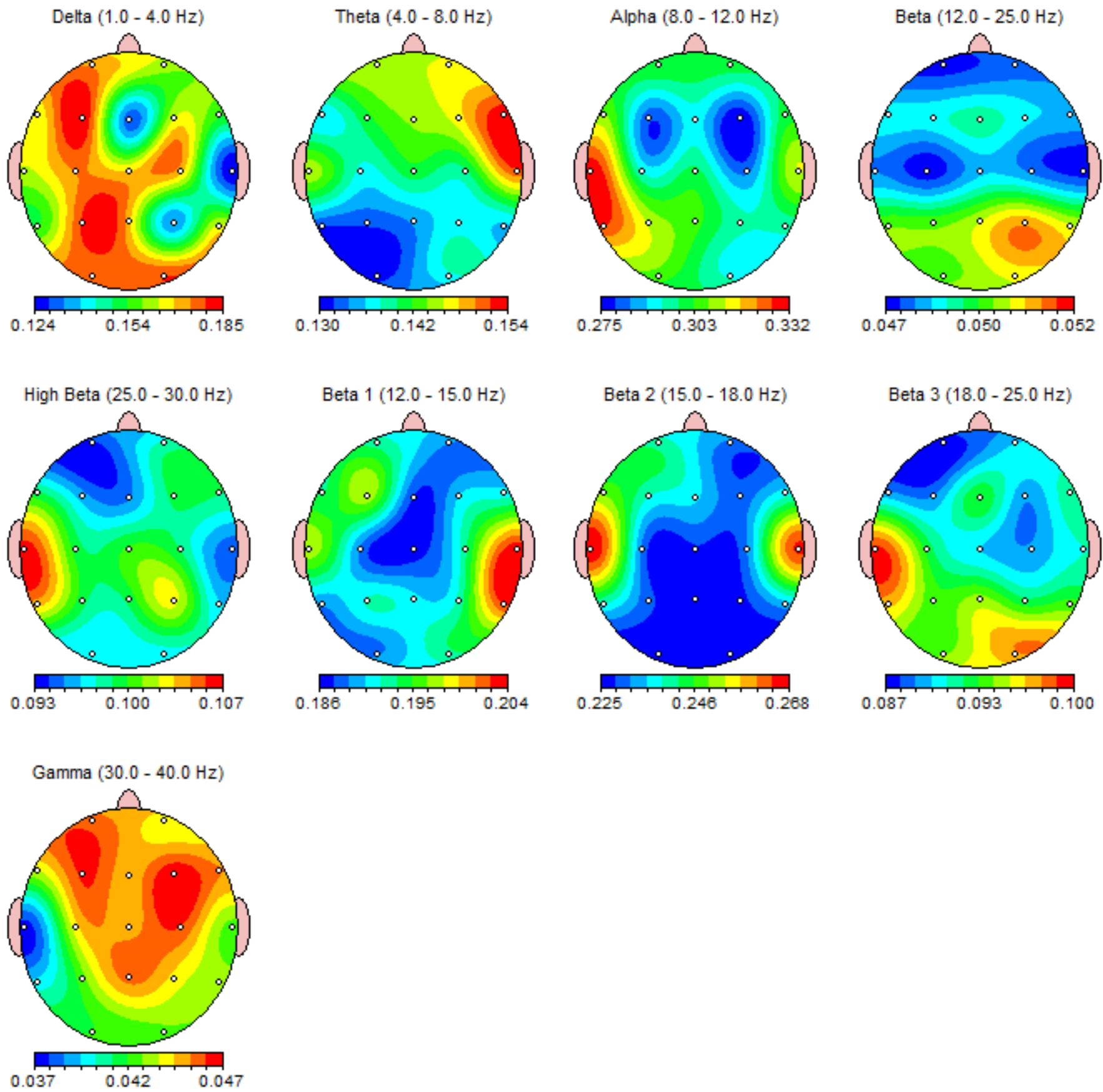
Average Burst Duration (s)



Z Scored Average Burst Duration



Average Inter-Burst Interval (s)



Z Scored Average Inter-Burst Interval

